

Spring

SEED GUIDE

2016

Brought to you by the **University of Nebraska Variety Testing Program**

- University of Nebraska–Lincoln Extension
- Institute of Agriculture and Natural Resources
- Department of Agronomy & Horticulture

WELCOME TO THE 2016 SPRING SEED GUIDE

Corn and soybeans are included in this seed guide. Individual plot data for regions is available on the web at <http://cropwatch.unl.edu/varietytest/corn> for corn and <http://cropwatch.unl.edu/varietytest/soybeans> for soybeans. It is our hope that you will find this guide useful in making hybrid and variety selection for planting this spring. Please send any comments and suggestions to tregassa2@unl.edu.

Please visit our web site at <http://cropwatch.unl.edu/varietytest> for all the information you need on varietytesting.

Teshome Regassa

University of Nebraska-Lincoln



NEBRASKA VARIETY AND HYBRID TESTS

SPRING SEED GUIDE – 2016

- November 2015 -

AUTHORS

Teshome H. Regassa.....Department of Agronomy/Horticulture, Lincoln, NE

Charles Shapiro.....Department of Agronomy/Horticulture, Concord, NE

ACKNOWLEDGMENTS

This circular is a progress report of variety trials conducted by personnel of the Agronomy Department, and Northeast Extension Centers, and their associated agricultural laboratories. Conduct of experiments and publication of results is a joint effort of the Agricultural Research Division and the Cooperative Extension Service. Fees paid by commercial seed companies partially supported the tests reported in this report.

Farmers furnished land for the experiments and this is highly acknowledged. The help of extension educators and others who assisted with the tests is acknowledged as well.

The authors wish to acknowledge the assistance of the technical support staff: Neal Mattox, Jeff Golus, Michael Mainz, Madhav Bhatta, and Po Yu Chen. Their help is vital to this research.

NEBRASKA CORN HYBRID TESTS

CROP PRODUCTION SUMMARY

According to the National Agricultural Statistics Service, there were 9 million acres of corn harvested in Nebraska in 2015 producing approximately 1.683 billion bushels of grain. The total average corn yield for Nebraska in 2015 was a record 187 bushels per acre (bu/a). Total corn yields from the previous 10 years are reported below.

	Average Nebraska Corn Yield (Last 10 Years)										
Year	2005	2006	2007	2008	2009	2010	2011	2012	2013	2014	2015
Yield (bu/a)	154	152	160	163	178	166	160	142	169	179	187

Source: NASS

Detailed information regarding crop progress and history can be obtained from the National Agricultural Statistics Service available online at <http://www.nass.usda.gov>

PROCEDURE

Nine corn performance tests were planted in eastern and northeastern Nebraska in 2015. Corn trials are conducted to provide yield and other information about corn hybrids available to corn growers in Nebraska. A fee from seed companies covers a portion of the cost of each test. Entry was on a voluntary basis and hybrids were selected by seed producers. At many locations, widely grown hybrids were entered by the Agronomy/Horticulture Department or the cooperator.

Individual plots are two rows wide and range from 15 to 35 feet long. Each test location had the same number of seed planted for all hybrids. The plant population represents the average harvested plant density. Grain yields are expressed on a 15.5% moisture basis. Yields shown are averages of four or more replicated plots at each location. Plots were machine harvested and grain moisture determinations were made with an electronic moisture meter or moisture sensors on the combine.

Variations in soil fertility, moisture conditions, and other factors are found in each test area. This makes it impossible to measure yielding ability of hybrids with absolute accuracy. For this reason, small yield differences have little meaning. A statistical measure of differences required for significance is given in each table (LSD). These differences are computed at the 5% level of significance. At the 5% level, a difference of that magnitude would be expected once in twenty trials through chance alone. Most fields have some degree of spatial variability. We make every effort to remove the variability by blocking and using other experimental design methods. We also use statistical procedures to remove a portion of the spatial variability.

In these experiments, many hybrids statistically had the same grain production. Performances of hybrids vary with seasonal conditions. Great care should be used in interpreting the results of a single year test. Earlier maturing hybrids are favored in some seasons while later ones perform best in other years. In addition, some hybrids are able to withstand unfavorable weather conditions better than others which may do well under ideal growing conditions. Performance over a period of years should give a much better measure of adaptation whenever available. Harvest moisture, stalk strength, and resistance to insect and disease also are factors which must be considered in selecting hybrids.

Relative hybrid performance often varies with locations within zones. In zone analysis, the hybrid by location mean square was used to calculate the differences required for significance shown in the tables. Moisture at harvest is an important consideration in hybrid selection as it does affect time of harvest and drying costs although this year the grain was all quite dry at harvest.

RESULTS AT INDIVIDUAL LOCATIONS

Southeast District:

Rainfed tests were planted in Butler, Gage and Otoe Counties.

- The Butler County rainfed test was planted on May 3rd and harvested on November 8th, with an average yield of 253bu/a. There were 26 varieties entered in this rainfed test including one farmer entry: (A) Golden Harvest G11U58 (treated w/ Commence), (B) Dekalb 63-55 RIB.
- The Gage County rainfed test was planted on May 2nd and harvested on November 5th with an average yield of 191bu/a. There were 28 varieties entered in this rainfed test including three farmer entries: (A) Dekalb 61-89, (B) Dekalb 62-77, (C) Dekalb 63-55, (D) Dekalb 65-79.
- The Otoe County rainfed test was planted on May 3rd and harvested on November 4th with an average yield of 232 bu/a. There were 28 varieties entered in this rainfed test including two farmer entries: (A) Hoegemeyer 7900, (B) Hoegemeyer 8066AM, (C) Hoegemeyer 8294, (D) Hoegemeyer 8654.

Irrigated tests were planted in Clay, Hamilton and York Counties

- The Clay County irrigated test was planted on May 2nd and harvested on November 7th with an average yield of 283 bu/a. There were 30 varieties entered in this rainfed test including four farmer entries: (A) Pioneer 0876CHR, (B) Pioneer P1311 AMXT, (C) Pioneer P1690 CHR, (D) Pioneer P9690AM.
- The Hamilton County irrigated test was planted on May 3rd and harvested on November 4th with an average yield of 328 bu/a. There were 30 varieties entered in this rainfed test including four farmer entries: (A) Pioneer 0876CHR, (B) Pioneer P1311 AMXT, (C) Pioneer P1690 CHR, (D) Pioneer P9690AM.
- The York County irrigated test was planted on April 30th, however the plots were harvested by the farm crew and there is no data available.

North/Northeast District:

Three tests were planted in Dixon and Holt Counties

- The Dixon County irrigated test was planted on May 13th and harvested on November 10th with an average yield of 233bu/a. There were 12 varieties entered in this irrigated test including two farmer entries: (A) Mycogen 2V717E, (B) LG 5524VT3
- The Dixon County rainfed test was planted on May 13th and harvested on October 27th with an average yield of 203bu/a. There were 12 varieties entered in this rainfed test including two farmer entries: (A) Mycogen 2V717E, (B) LG 5524VT3
- The Holt County rainfed test was planted on May 13th and harvested on November 10th with an average yield of 247bu/a. There were 17 varieties entered in this rainfed test including two farmer entries: (A) Mycogen 2V717E, (B) LG 5524VT3

CULTURAL PRACTICES

Butler County: Rainfed; Previous crop: Soybean; No-till; Fertilizer: 140 lb NH₃; 5 gal 9-18-9; 125 lb 11-52-0; Herbicide: Pre = 4oz Corvus + 1 pt Atrazine; Post = 32oz glyphosate; Fungicide: 10 oz Quilt Xcel

Clay County: Irrigated; Previous Crop: Soybean; Conventional; Fertilizer: 100 lb 11-52-0 (Jan'15), 180lb NH₃ (March '15), RoundupMax+AMS@ 40 oz/ac burndown, 3 qt/ac fo Lexar EZ pre-emergence.

Dixon County (Irrigated): Irrigated; Previous crop: Corn; Conventional; Fertilizer: 150lb NH₃; Herbicide: Pre = Keystone NXT (2.5 qt/a); Post = Durango DMA (32 oz/a) + water conditioner (2 Qt/100 gal soln.)

Dixon County (Rainfed): Rainfed; Previous crop: Corn; Conventional; Fertilizer: 150lb NH₃; Herbicide: Pre = Keystone NXT (2.5 qt/a); Post = Durango DMA (32 oz/a) + water conditioner (2 Qt/100 gal soln.).

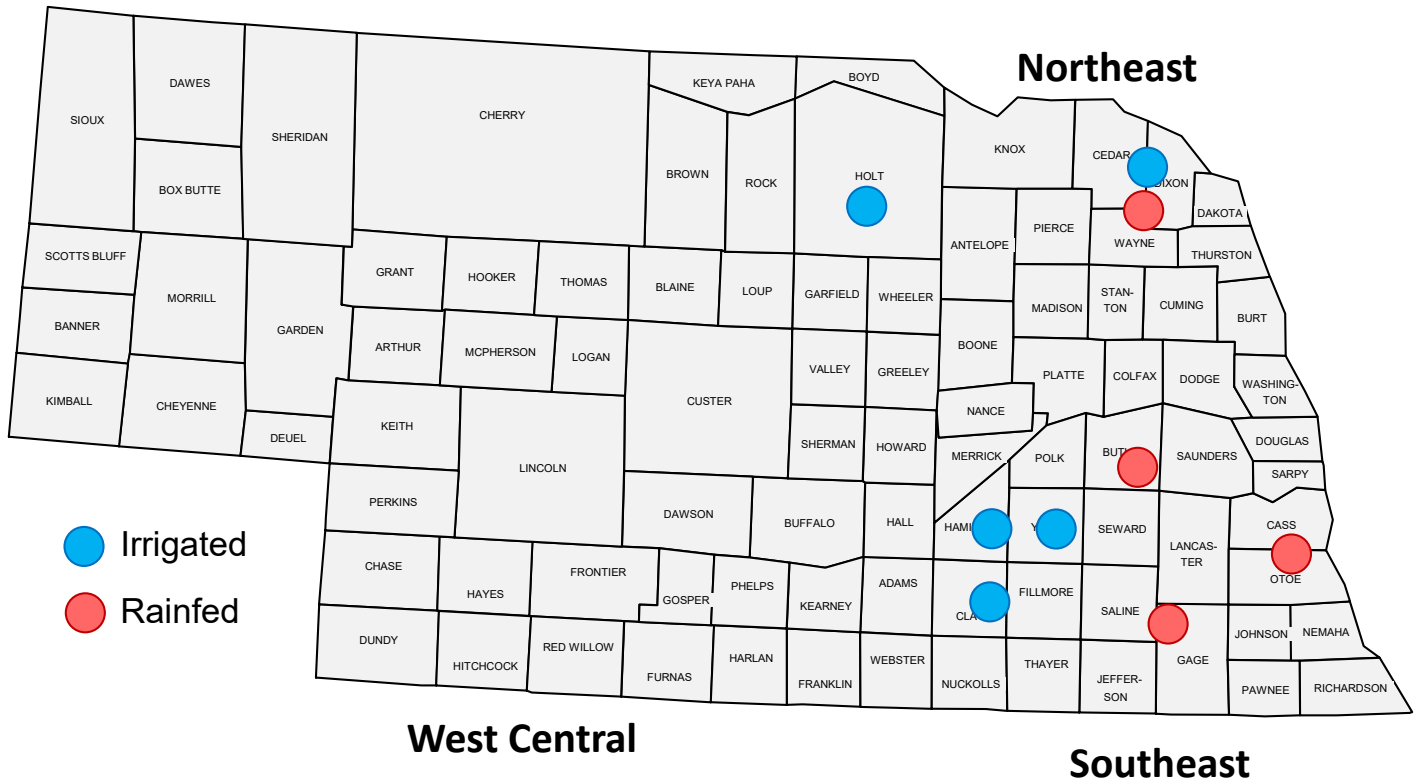
Gage County: Rainfed; Previous crop: Soybean; No-till; Fertilizer: 100 lb N, 40 lb P, 8 lb S, 0.25 lb Zn; Herbicide: Pre = 2,4-D + atrazine; Post = Halex GT + atrazine

Hamilton County: Pivot irrigated; Previous Crop: Soybean; No-till; Fertilizer: 210 lb N, 5 gal/ac starter; Herbicide: SureStart and atrazine (1 qt/ac of each; Fungicide: 5 oz/ac Headline

Holt County: Irrigated; Previous crop: Soybean; No-till; Fertilizer: 198 lb N, 24 lb P₂O₅, 15 lb S; Herbicide: Pre = burndown: Bicep, 2,4-D, Sharpen, MSO; Post = Halex GT, Ultra Lite

Otoe County: Rainfed; Previous Crop: Soybean; No-till; Fertilizer: 180 lb NH₃; Herbicide: Pre planting: 2,4-D 1 pt/ac + Degree/Xtra 1.5 qt/ac + Atrazine 0.5 qt/ac + Traxion 1 pt/ac. Post emergence: Ammonium Sulfate 2.5lb/ac + Callisto 2 oz/ac + Traxion 3 pt/ac.

2015 CORN TRIAL SITE LOCATIONS



2015 CORN TRIAL SITE PRECIPITATION

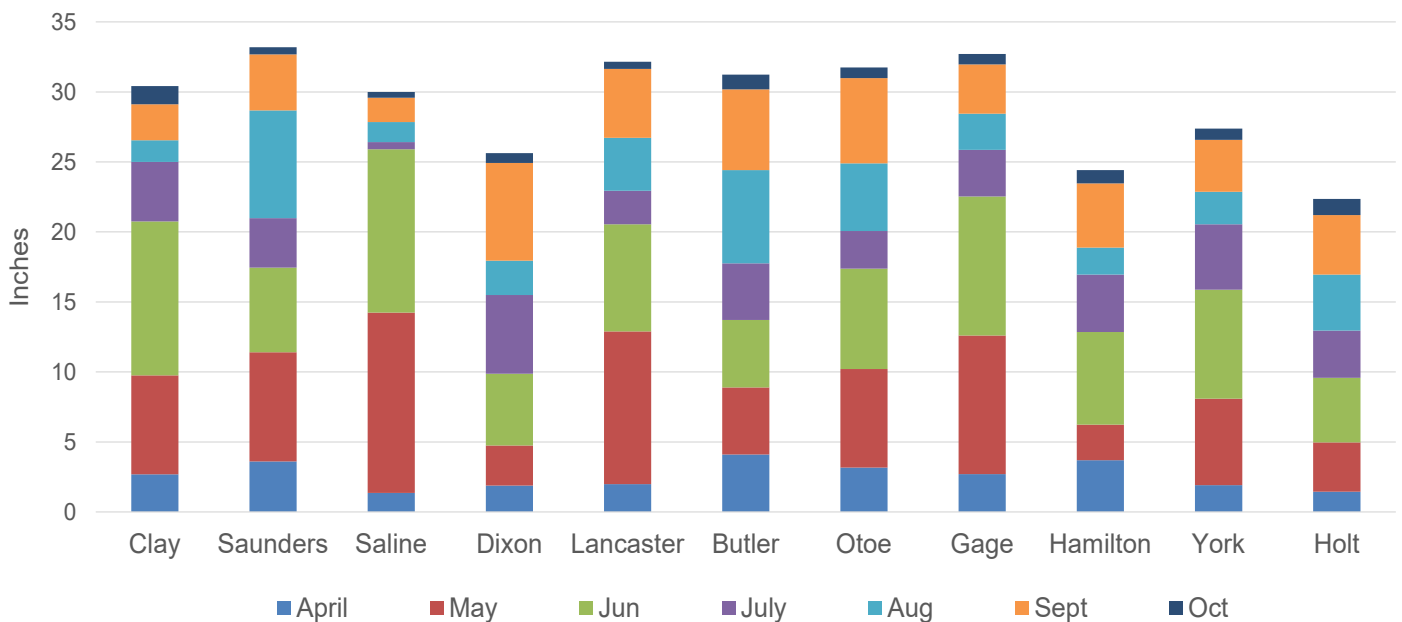


TABLE A. LOCATIONS, COOPERATORS, PLANTING AND HARVEST DATES OF NEBRASKA CORN TEST PLOTS

Location	Cooperator	Conditdion	Planted	Harvested	Longitude	Latitude
Southeast						
Butler County	Jim Heins; Rising City, NE	Rainfed	5/1/2015	10/29/2015	-97.21414	41.17800
Otoe County	James Farms; Nebraska City, NE	Rainfed	5/1/2015	10/26/2015	-95.93949	40.75744
Gage County	Scott Kapke; Clatonia, NE	Rainfed	5/1/2015	10/27/2015	-96.84538	40.52420
Hamilton County	Mike Danhauer; Aurora, NE	Irrigated	4/30/2015	10/28/2015	-98.01724	40.95227
York County	Alan Songster; Exeter, NE	Irrigated	4/30/2015	----	----	----
Clay County	UNL SCREC; Harvard, NE	Irrigated	4/30/2015	11/2/2015	-98.13531	40.57367
North/Northeast						
Dixon County	Haskell Ag Lab; Concord, NE	Irrigated	5/13/2015	11/10/2015	-96.95500	42.38250
Dixon County	Haskell Ag Lab; Concord, NE	Rainfed	5/13/2015	10/27/2015	-96.95500	42.38250
Holt County	Jess Miner; O'Neill, NE	Irrigated	5/13/2015	11/10/2015	-98.41833	42.31271



**TABLE B. SOIL AND CULTURAL PRACTICES AT
CORN TRIAL SITES**

Location	Practice	Soil Series	Tillage	Previous Crop	Fertilizer (lb/a)	Herbicide	Other
Southeast							
Butler County	Rainfed	Hastings silt loam	No-till	Soybean	140 lb NH ₃ ; 5 gal 9-18-9; 125 lb 11-52-0	Pre = 4oz Corvus + 1 pt Atrazine; Post = 32oz glyphosate	10 oz Quilt Xcel
Otoe County	Rainfed	Aksarben silty clay loam	No-till	Soybean	180 lb NH ₃	Pre = 2,4-D 1 pt/ac + Degree/Xtra 1.5 qt/ac + Atrazine 0.5 qt/ac + Traxion 1 pt/ac. Post: NH ₃ So ₄ 2.5lb/ac + Callisto 2 oz/ac + Traxion 3 pt/ac	--
Gage County	Rainfed	Wymore silty clay loam	No-till	Soybean	100 lb N, 45 lb P ₂ O ₅ , 8 lb S, 0.5 lb Zn	Pre = 2,4-D + atrazine; Post = Halex GT + atrazine	--
Clay County	Irrigated	Crete silt loam	Disk	Soybean	100 lb 11-52-0 100 lb NH ₃	Pre= 3qt Lexar EZ, 40 oz Rounup Power Max+AMS	--
Hamilton County	Irrigated	Hastings silt loam		Soybean	210 lb N, 5 gal/ac starter	SureStart and atrazine (1 qt/ac of each)	5 oz/ac Headline
North/Northeast							
Dixon County	Irrigated	Alcester silt loam	No-Till	Soybean	150 N	Pre = Keystone NXT (2.5 qt/a); Post = Durango DMA (32 oz/a) + water conditioner (2 Qt/100 gal soln.)	--
Dixon County	Rainfed	Alcester silt loam	No-Till	Soybean	150 N	Pre = Keystone NXT (2.5 qt/a); Post = Durango DMA (32 oz/a) + water conditioner (2 Qt/100 gal soln.)	--
Holt County	Irrigated	Jansen silt loam	No-till	Corn	198 lb N, 24 lb P ₂ O ₅ 15 lb S	Pre burndown: Bicep, 2,4-D, Sharpen, MSO; Post = Halex GT, Ultra Lite	--

TABLE C. AVERAGE PERFORMANCE SUMMARY

Location	Condidtion	Entries	Yield LSD	Yield (bu/a, 15.5%)	Harvest Moisture (%)	Bushel Weight (lb/bu)	Stand	EPV (\$)
Southeast								
Butler County	Rainfed	26	23	253	13	56	22,080	1618
Otoe County	Rainfed	28	24	232	14	56	22,390	1468
Gage County	Rainfed	28	27	191	11	56	21,190	1227
York County	Irrigated	28	---	---	---	---	---	---
Hamilton County	Irrigated	30	34	328	15	57	32,450	2061
Clay County	Irrigated	30	24	283	14	56	30,890	1791
North/Northeast								
Dixon County	Irrigated	12	30	233	15	59	32,990	1459
Dixon County	Rainfed	12	21	203	16	59	28,720	1271
Holt County	Irrigated	17	18	247	16	57	31,780	1534



TABLE D. CORN ENTRANT BRAND AND HYBRIDS OVERVIEW - 2015

Brand	Hybrids Entered
Fontanelle Hybrids	04A234, 06A794, 08A705, 09D623, 11A112
Midland Genetics	286VLG, 436VLG, 573PRW, 653PR, 594PR DG, 656PR, 714PRW, 775PR DG, 735PRW
NuTech/G2 Genetics	5Z-015, 5F-515, 5N-914, 5F-713, 5F-113, 5F-811, 5F-510, 5F-709, 5Z-308, 5N-607, 5F-707, 5Z-906, 5H-806
Phillips Seeds	PSF003, PSF082, PSF133, PSF143, 789 AG
Titan Pro	TP 39-05 SS, TP 56-06 3110, TP 59-08 SS, TP 58-10 SS, TP 55-11 2P, TP 57-13 2P, TP 56-14 2P

TABLE E. NEBRASKA CORN TEST ENTRANTS

Entrant	Address	Contact	Phone	Website
Midland Genetics	1906 Kingman Road Ottawa, KS 66067	Clyde Sylvester	785-242-3598	midlandgenetics.com
NuTech/G2 Genetics	2321 North Loop Dr, Suite 230 Ames, IA 50010	Brian Alt	515-233-1997	nutechseed.com
Phillips Seed Farms	980 Hwy 15 Hope, KS 67451	Matt Wilber	785-844-2171	phillipsseed.com
Titan Pro	1301 S. 24th St Clear Lake, IA 50428	Marc Neuman	641-529-6101	titanprosci.com
Fontanelle Hybrid	1955 E Military Ave Fremont, NE 68025	Ken Carlson	402-721-1410	fontanelle.com



TABLE F. CORN ENTRANT BRAND AND VARIETY DETAILS

Brand	Hybrid	Growing Degree Days	Days to Maturity	Technology/Trait	Herbicide Resistance	Other
Midland Genetics	286VLG	2480	105	Viptera	Roundup, Liberty	--
Midland Genetics	436VLG	2710	110	Viptera	Roundup, Liberty	--
Midland Genetics	573PRW	2800	112	VT3Pro	Roundup	--
Midland Genetics	653PR	2800	113	VT2Pro	Roundup	--
Midland Genetics	594PR DG	2810	113	VT2Pro Droughtgard	Roundup	--
Midland Genetics	656PR	2590	113	VT2Pro	Roundup	--
Midland Genetics	714PRW	2860	115	VT3Pro	Roundup	--
Midland Genetics	775PR DG	2670	113	VT2Pro Droughtgard	Roundup	--
Midland Genetics	735PRW	2870	115	VT3Pro	Roundup	--
NuTech/G2 Genetics	5Z-015	2810	115	Mon810/TC1507	NK603/Liberty	--
NuTech/G2 Genetics	5F-515	2810	115	Mon810/TC1507	NK603/Liberty	--
NuTech/G2 Genetics	5N-914	2780	114	GA21/BT11/MIR604	NK603/Liberty	--
NuTech/G2 Genetics	5F-713	2730	713	Mon810/TC1507	NK603/Liberty	--
NuTech/G2 Genetics	5F-113	2730	113	Mon810/TC1507	NK603/Liberty	--
NuTech/G2 Genetics	5F-811	2680	111	Mon810/TC1507	NK603/Liberty	--
NuTech/G2 Genetics	5F-510	2650	110	Mon810/TC1507	NK603/Liberty	--
NuTech/G2 Genetics	5F-709	2640	109	Mon810/TC1507	NK603/Liberty	--
NuTech/G2 Genetics	5Z-308	2610	108	Mon810/TC1507	NK603/Liberty	--
NuTech/G2 Genetics	5N-607	2600	107	GA21/BT11/MIR604	NK603/Liberty	--
NuTech/G2 Genetics	5F-707	2580	107	Mon810/TC1507	NK603/Liberty	--
NuTech/G2 Genetics	5Z-906	2565	106	Mon810/TC1507	NK603/Liberty	--
NuTech/G2 Genetics	5H-806	2550	106	Mon810/TC1507	NK603/Liberty	--
Phillips Seed Farms	PSF003	2510	100	Gen VT2 Pro/Acceleron	RR2	--
Phillips Seed Farms	PSF082	2766	108	Gen VT2 Pro/Acceleron	RR2	--
Phillips Seed Farms	PSF133	2867	113	Gen DG VT2 Pro/Acceleron	RR2	Drought
Phillips Seed Farms	PSF143	2800	114	Gen VT2 Pro/Acceleron	RR2	--
Phillips Seed Farms	789 AG	2680	113	Agrisure 3000GT/Cruiser	GT/LL	--
Titan Pro	TP 39-05 SS		105	Bt11/CRW - Acceleron PV500	RR2/LL	RIB
Titan Pro	TP 56-06 3110		106	Bt11 - CM 250	GT	--
Titan Pro	TP 59-08 SS		108	Bt11/CRW - Acceleron PV500	RR2/LL	RIB
Titan Pro	TP 58-10 SS		110	Bt11/CRW - Acceleron PV500	RR2/LL	RIB
Titan Pro	TP 55-11 2P		111	Bt11 - Acceleron 250	RR2	RIB
Titan Pro	TP 57-13 2P		113	Bt11 - Acceleron 250	RR2	RIB
Titan Pro	TP 56-14 2P		114	Bt11 - Acceleron 250	RR2	RIB
Fontanelle Hybrids	04A234		104	Genuity Smartstax	--	--
Fontanelle Hybrids	06A794		106	Genuity Smartstax	--	--
Fontanelle Hybrids	08A705		108	Genuity Smartstax	--	--
Fontanelle Hybrids	09D623		109	Genuity VP2P	--	--
Fontanelle Hybrids	11A112		111	Genuity Smartstax	--	--

SOUTHEAST RAINFED CORN HYBRID TESTS

Butler, Otoe, and Gage Counties - 2015

BRAND	HYBRID	Average Yield (bu/a)	Butler (bu/a)	Otoe (bu/a)	Gage (bu/a)	Harvest Moisture (%)	Bushel Weight (lb/bu)
Midland Genetics	653PR	257	286	283	203	13	57
Midland Genetics	656PR	246	263	264	211	14	57
Phillips Seed Farms	PSF143	241	280	237	207	13	57
Midland Genetics	714PRW	240	287	247	187	13	56
Midland Genetics	594PR DG	236	264	249	195	13	55
NuTech/G2 Genetics	5F-510	230	278	234	177	12	57
NuTech/G2 Genetics	5F-811	228	250	226	207	13	58
Phillips Seed Farms	PSF082	228	259	233	193	12	55
Phillips Seed Farms	PSF133	228	265	227	193	13	55
Midland Genetics	735PRW	225	253	230	191	14	56
Midland Genetics	573PRW	224	252	245	176	13	58
Titan Pro	TP 56-14 2P	224	252	237	184	13	57
Phillips Seed Farms	789 AG	222	245	234	186	13	55
NuTech/G2 Genetics	5F-709	222	257	218	192	12	56
NuTech/G2 Genetics	5N-607	222	257	220	189	12	56
Titan Pro	TP 57-13 2P	222	238	231	198	13	56
Midland Genetics	436VLG	221	256	214	193	12	55
Titan Pro	TP 55-11 2P	219	247	219	191	12	55
Midland Genetics	775PR DG	217	251	209	192	13	57
Midland Genetics	286VLG	215	232	212	200	11	53
NuTech/G2 Genetics	5F-113	211	221	219	192	13	59
Titan Pro	TP 58-10 SS	208	235	208	181	13	56
NuTech/G2 Genetics	5F-707	205	223	214	178	11	54
Phillips Seed Farms	PSF003	183	202	191	155	12	56
Average		224	252	229	190	13	56
Difference required for significance (p≤05)		19	23	24	27	0.2	0.3

SOUTHEAST IRRIGATED CORN HYBRID TESTS

Hamilton and Clay Counties - 2015

BRAND	HYBRID	Average Yield (bu/a)	Hamilton (bu/a)	Clay (bu/a)	Harvest Moisture (%)	Bushel Weight (lb/bu)
Midland Genetics	656PR	340	354	325	15	57
NuTech/G2 Genetics	5F-515	336	369	303	15	57
NuTech/G2 Genetics	5Z-015	330	357	302	14	57
Midland Genetics	594PR DG	329	343	315	15	55
Midland Genetics	714PRW	325	339	310	14	56
NuTech/G2 Genetics	5F-713	322	338	306	15	56
NuTech/G2 Genetics	5F-113	317	338	296	15	59
Midland Genetics	775PR DG	313	341	284	14	56
NuTech/G2 Genetics	5F-510	312	344	280	14	56
Titan Pro	TP 56-14 2P	312	330	294	15	56
Midland Genetics	573PRW	310	325	295	15	58
Titan Pro	TP 58-10 SS	310	346	274	13	56
NuTech/G2 Genetics	5F-709	306	342	270	13	56
Midland Genetics	653PR	306	330	282	15	57
NuTech/G2 Genetics	5N-914	305	327	283	15	56
NuTech/G2 Genetics	5F-811	302	309	295	14	58
Phillips Seed Farms	PSF133	302	328	275	15	55
Titan Pro	TP 57-13 2P	301	325	277	15	57
Phillips Seed Farms	PSF143	300	332	268	15	57
Titan Pro	TP 55-11 2P	300	321	279	14	55
Phillips Seed Farms	PSF082	294	320	267	13	57
Midland Genetics	735PRW	293	302	283	15	55
Phillips Seed Farms	789 AG	291	288	293	15	56
Midland Genetics	436VLG	282	309	255	13	55
Midland Genetics	286VLG	275	313	237	13	55
Phillips Seed Farms	PSF003	227	233	221	13	56
Average		305	327	283	14	56
Difference required for significance (p≤05)		29	34	24	0.4	0.4



SOUTHEAST ACROSS YEARS CORN HYBRID TESTS (2014-2015)

Rainfed

Butler, Otoe, and Gage Counties

BRAND	HYBRID	2 Year Averages		
		Yield (bu/a)	Harvest Moisture (%)	Bushel Weight (lb/bu)
Midland Genetics	714PRW	235	14	58
Phillips Seed Farms	PSF143	232	14	58
Phillips Seed Farms	PSF082	228	12	56
Midland Genetics	735PRW	223	14	56
NuTech/G2 Genetics	5F-811	222	13	58
NuTech/G2 Genetics	5F-709	222	12	56
Midland Genetics	573PRW	215	13	59
Phillips Seed Farms	789 AG	213	13	56
NuTech/G2 Genetics	5F-113	211	13	60
Average		222	13	57
Difference required for significance (p≤05)		12	1	1

Irrigated

York, Hamilton, and Clay Counties

BRAND	HYBRID	2 Year Averages		
		Yield (bu/a)	Harvest Moisture (%)	Bushel Weight (lb/bu)
Midland Genetics	714PRW	315	15	57
Phillips Seed Farms	PSF143	287	15	58
NuTech/G2 Genetics	5F-709	283	14	57
Phillips Seed Farms	PSF082	280	13	57
NuTech/G2 Genetics	5F-811	278	14	59
Phillips Seed Farms	789 AG	278	15	56
Midland Genetics	735PRW	260	14	56
Average		283	14	57
Difference required for significance (p≤05)		24	1	1

NORTHEAST RAINFED CORN HYBRID TESTS Dixon County - 2015

BRAND	HYBRID	Average Yield (bu/a)	Harvest Moisture (%)	Bushel Weight (lb/ bu)
NuTech/G2 Genetics	5Z-308	235	15	59
NuTech/G2 Genetics	5F-113	217	17	59
NuTech/G2 Genetics	5F-510	212	16	59
Titan Pro	TP 39-05 SS	212	15	60
NuTech/G2 Genetics	5F-811	198	17	60
NuTech/G2 Genetics	5F-709	198	15	59
NuTech/G2 Genetics	5N-607	197	15	59
Titan Pro	TP 59-08 SS	192	16	59
NuTech/G2 Genetics	5N-914	189	17	58
Titan Pro	TP 56-06 3110	188	15	59
Average		204	16	59
Difference required for significance (p≤05)		21	1	1

NORTHEAST IRRIGATED CORN HYBRID TESTS Dixon County - 2015

BRAND	HYBRID	Average Yield (bu/a)	Harvest Moisture (%)	Bushel Weight (lb/ bu)
NuTech/G2 Genetics	5F-510	274	16	60
NuTech/G2 Genetics	5F-709	254	16	59
NuTech/G2 Genetics	5H-806	248	15	59
NuTech/G2 Genetics	5Z-308	248	15	59
Titan Pro	TP 59-08 SS	245	16	59
NuTech/G2 Genetics	5F-713	232	16	59
NuTech/G2 Genetics	5N-607	224	16	59
NuTech/G2 Genetics	5Z-906	220	15	59
Titan Pro	TP 39-05 SS	211	15	60
Titan Pro	TP 56-06 3110	207	15	59
Average		236	15	59
Difference required for significance (p≤05)		30	1	1

NORTHEAST IRRIGATED CORN HYBRID TESTS

Holt County - 2015

BRAND	HYBRID	Average Yield (bu/a)	Harvest Moisture (%)	Bushel Weight (lb/ bu)
NuTech/G2 Genetics	5Z-906	276	17	57
NuTech/G2 Genetics	5F-510	274	17	58
NuTech/G2 Genetics	5Z-308	267	16	58
Titan Pro	TP 59-08 SS	252	16	57
NuTech/G2 Genetics	5F-709	251	17	57
Fontanelle Hybrids	04A234	250	16	59
Titan Pro	TP 39-05 SS	247	15	57
Fontanelle Hybrids	11A224	246	17	58
NuTech/G2 Genetics	5N-607	246	17	56
Titan Pro	TP 56-06 3110	246	16	56
Fontanelle Hybrids	09D623	245	16	57
NuTech/G2 Genetics	5H-806	242	16	57
NuTech/G2 Genetics	5F-713	239	17	57
Fontanelle Hybrids	06A794	228	16	56
Fontanelle Hybrids	08A705	226	16	57
Average		249	16	57
Difference required for significance (p≤05)		18	1	1



NEBRASKA SOYBEAN VARIETY TESTS

- 2015 -

CROP PRODUCTION SUMMARY

According to the *National Agricultural Statistics Service*, there were 5.25 million acres of soybeans planted in Nebraska in 2015. 5.2 million acres were harvested producing around 291 million bushels. The average soybean yield for all production practices in Nebraska for 2015 was 56 bushels per acre (bu/a). Soybean yields from the previous 10 years are reported below.

Average Nebraska Soybean Yield (Last 10 Years)

Year	2005	2006	2007	2008	2009	2010	2011	2012	2013	2014	2015
Yield (bu/a)	50.5	50	51	46.5	54.5	53	53	41	52	54	56

Source: *National Agricultural Statistics Service* (<http://www.nass.usda.gov>)

Detailed information regarding crop progress and history can be obtained from the *National Agricultural Statistics Service* available online at <http://www.nass.usda.gov>.

PROCEDURE

Ten soybean yield trials were planted at five locations in spring of 2015. All entries were privately developed varieties entered by an industry representative. Farm entries were selected by the cooperating farmer. Soil type of testing sites and cultural practices applied are shown in Table B. At three locations entries were divided into early and late maturing varieties for convenience in handling. Average performances of entries for key agronomic and quality characteristics are shown in Table C. A list of entries by brand name is shown in Table D, while details about each hybrid are shown on Table E. Names and addresses of entrants and corresponding contact addresses are listed in Table F.

Entries were planted in four-row plots 15 to 35 feet long. Plots were replicated four times in a randomized complete block design. A planting rate of 8.5 seeds per foot in 30-inch rows (148,100 seeds per acre) was used.

Two center rows 10 to 30 feet long were threshed for yield. Reported yields are corrected to 13% moisture. Plots were rated mature when 95% of the pods had reached their mature pod color when maturity is taken. Most often, five to ten days of drying weather are required after "maturity" before the soybeans have less than 15% moisture.

Protein and oil content is reported on a 13% moisture basis and will appear lower than many reported figures. Conversions can be made to 0% by multiplying the protein or oil by 1.13. Estimated Processed Value (EPV) is calculated from the protein and oil content from the Chicago Board of Trade prices for soybean oil and 48% protein soybean meal. EPV is calculated on an acre basis by multiplying the yield (bu/acre) by the EPV/bu.

PERFORMANCE

Performance of entries cannot be measured with absolute accuracy in one season because of variations in moisture, soil fertility and other factors. Also, most fields contain some spatial variability. Because of the many sources of variability, small yield differences have little significance. Differences required for significance are shown in each table at the 5% level. This means that differences this great would be expected through chance alone in 1 of 20 trials. A simple way of thinking of these differences is that if all the plots had been the same variety that would be the difference that would have been measured. Many soybean varieties have similar yield potentials. Early maturing varieties are favored in some seasons and later maturing varieties in others. Zone averages and period-of-years averages provide a measure of performance over a range of environmental conditions.

Period-of-years data for varieties include two, and three-year averages. It should be noted that with the rapid development and turnover of varieties, very few varieties have more than one year averages. We encourage you to use data from many sources in comparing soybean varieties.

RESULTS AND MANAGEMENT AT INDIVIDUAL LOCATIONS

East/South Central District:

Four tests were planted at two locations in Clay, Lancaster, and Saunders Counties:

- The Clay County irrigated early and late tests were planted on May 22nd. This site was harvested October 15th with the 7 early maturing entries averaging 68 bu/a and the 21 late maturing entries averaging 72 bu/a.
- The Saunders County irrigated early and late tests were planted on May 23rd into a conventionally tilled field. This test was harvested October 19th with the 7 early maturing entries averaging 50 bu/a and the 21 late maturing entries averaging 68 bu/a.

Southeast District:

There were two tests (early set and late set) at one location in Saline County:

- The Saline County rainfed test was planted May 19th and harvested October 13th. This site utilized a no-till system and was planted into corn residue. The early maturing test had 12 entries and averaged 49 bushels per acre. The late maturing test had 22 entries and averaged 55 bushels per acre.

Northeast District:

There were four tests planted at two separate locations in Dixon County.

- The Dixon County rainfed early and late tests were planted May 30th and harvested on October 12th with an average yield of 62 bu/a for 4 early entries and 62 bu/a for 10 late entries.
- The Dixon County irrigated early and late tests were planted May 29th and harvested on October 12th with an average yield of 62 bu/a for 4 early entries and 63 bu/a for 10 late entries.

Central District:

Two tests were planted at two locations in Dawson and Lincoln Counties.

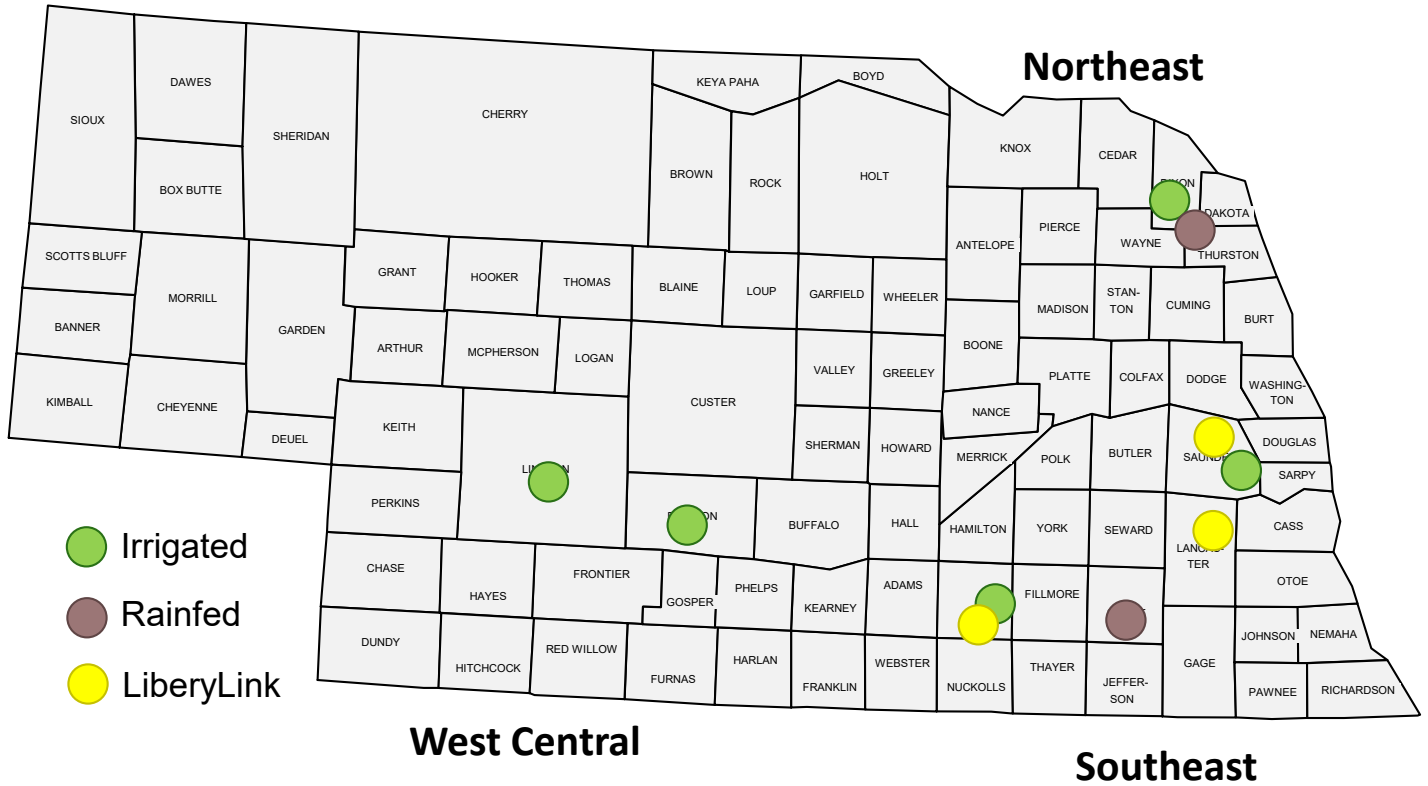
- The Dawson County irrigated test was planted May 12th and harvested on October 12th with an average yield of 83 bu/a for 16 entries.
- The Lincoln County irrigated test was planted May 13th and harvested on October 12th with an average yield of 73 bu/a for 16 entries.

LibertyLink:

There were three LibertyLink trials planted in Clay, Saunders, Lancaster Counties.

- The Saunders County irrigated test was planted on May 23rd into a conventionally tilled field. This test was harvested October 19th with 12 entries averaging 53 bu/a.
- The Lancaster County rainfed test was planted on May 23rd into a conventionally tilled field. This test was harvested October 20th with 12 entries averaging 60 bu/a.
- The Clay County irrigated test was planted on May 22nd into a no-till field. This test was harvested October 15th with 11 entries averaging 71 bu/a.

2015 SOYBEAN TRIAL SITE LOCATIONS



2015 SOYBEAN TRIAL SITE PRECIPITATION

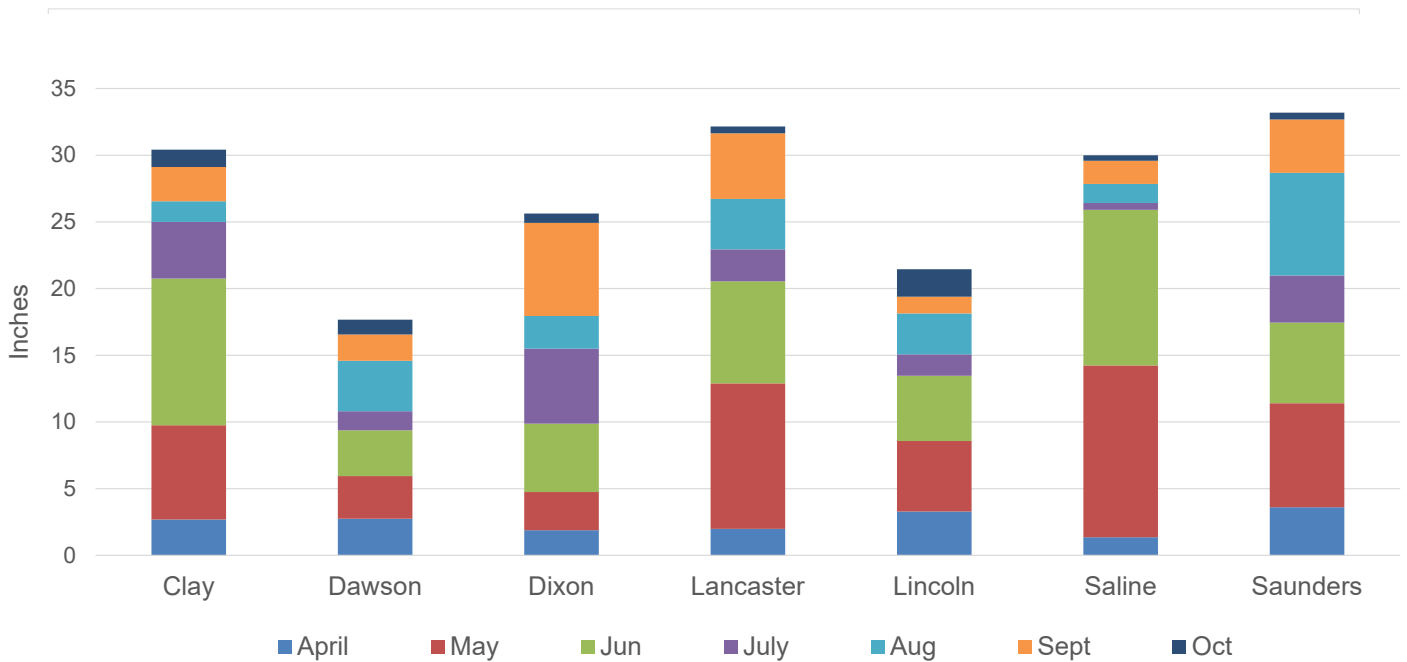


Table A. Locations, Cooperators, Planting and Harvest Dates of Nebraska Soybean Test Plots

Location	Cooperator	Condition	Maturity	Date		Latitude	Longitude
				Planted	Harvested		
East / South Central							
Clay County	UNL South Central Res & Ext Center; Harvard, NE	Irrigated	Early and Late	5/22/2015	10/15/2015	40.57364	-98.1355
Saunders County	UNL Agricultural Res & Dev Center; Ithica, NE	Irrigated	Early and Late	5/23/2015	10/19/2015	41.16603	-96.40689
Southeast District							
Saline County	Dennis Broz; Wilber, NE	Rainfed	Early and Late	5/19/2015	10/13/2015	40.46518	-97.1085
Northeast District							
Dixon County	Haskell Ag Lab; Concord, NE	Rainfed	Early and Late	5/30/2015	10/20/2015	42.37917	-96.95472
Dixon County	Haskell Ag Lab; Concord, NE	Irrigated	Early and Late	5/29/2015	10/20/2015	42.38528	-96.95389
Central District							
Dawson County	Kurt Kline, Lexington	Irrigated	Early and Late	5/12/2015	10/12/2015	40.73480	-99.35710
Lincoln County	WCREC; North Platte, NE	Irrigated	Early and Late	5/13/2015	10/12/2015	41.08660	-100.77770
Liberty Link							
Lancaster County	Agronomy Research Farm, Lincoln, NE	Irrigated	Early and Late	5/23/2015	10/20/2015	40.85487	-96.61806
Saunders County	UNL Agricultural Res & Dev Center; Ithica, NE	Rainfed	Early and Late	5/23/2015	10/19/2015	41.16578	-96.40687
Clay County	UNL South Central Res & Ext Center; Harvard, NE	Irrigated	Early and Late	5/22/2015	10/15/2015	40.57368	-98.13443



Table B. Soil Type and Cultural Practices at Soybean Trial Sites

Location	Condition	Soil Type	Tillage	Previous Crop	Fertilizer	Herbicide
East / South Central						
Saunders County	Irrigated	Tomek silt loam	Disk	Corn	None	Prowl H2O 4 oz, Roundup 38 oz
Clay County	Irrigated	Crete silt loam	No-till	Corn	100/a 11-52-0	Pre: 22 oz/A of Roundup PowerMAX, Post: 12 oz/A Select Max + 1 qt/A COC + AMS
Southeast District						
Saline County	Rainfed	Crete silt loam	No-till	Corn	None	Pre: 4 oz Authority, 1 pt LV6, 32 PowerMax, 1 1/3pt generic Duel. Post: 8 oz Select, 44 oz PowerMax
Northeast District						
Dixon County	Rainfed	Colo silty clay loam	Disk	Corn	None	Pre = Python WDG (1.3 oz/a); Post = Durango DMA (36 oz/a), ReQuest water cond (2 Qt/100 gal soln), Targa (8 oz/a)
Dixon County	Irrigated	Moody silty clay loam	Disk	Corn	None	Pre = Prefix (1.0 Qt/a), Durango DMA (1.81 lb/a AI), Water conditioner (0.25 gal/a) Post = Durango DMA (40 oz/a), ReQuest water cond (2 Qt/100 gal) Targa (8 oz/a)
Central District						
Dawson County	Irrigated	Cozad silt loam	Conventional	Corn	None	---
Lincoln County	Irrigated	Cozad silt loam	No-till	Corn	None	April 21 1 qt glyphosate + 12 oz Authority MTZ; June 8 1 qt glyphosate + 8 oz clethodim; June 29 1 qt glyphosate + 8 oz clethodim
Liberty Link						
Lancaster County	Rainfed	Butler silt loam	Disk	Corn	None	Pre = (4-28-15) 2,4-d, Fierce, Roundup, Ams, Mso. Post = None
Saunders County	Irrigated	Tomek silt loam	Disk	Corn	None	Prowl H2O 4 oz, Liberty 38 oz
Clay County	Irrigated	Crete silt loam	No-till	Corn	None	29 oz/A of Liberty + AMS, 12 oz/A of Select Max + 1 qt/A COC + AMS

Table C. Average Performance of Soybean Entries at Each Test Location

Test	Entries	Yield (bu/a)	Bushel Weight (lb/bu)	Seed size (grain/lb)	Grain Protein (%)	Grain Oil (%)
East/South Central						
Saunders Early Irrigated	7	50	52	2938	39	19
Saunders Late Irrigated	21	68	52	2739	40	19
Clay Early Irrigated	7	68	52	2901	40	20
Clay Late Irrigated	21	72	53	2918	40	19
Southeast District						
Saline Early Rainfed	12	49	53	3272	39	20
Saline Late Rainfed	22	55	53	3478	38	20
Northeast District						
Dixon Early Rainfed	4	62	57	2852	39	19
Dixon Late Rainfed	10	62	57	2842	40	19
Dixon Early Irrigated	4	62	57	2860	40	19
Dixon Late Irrigated	10	63	57	2849	40	19
Central District						
Dawson Irrigated	16	83	56	2700	38.4	19.6
Lincoln Irrigated	16	73	55	2921	38	19
Liberty Link						
Saunders Irrigated	12	53	52	2787	39	20
Lancaster Rainfed	12	60	52	2842	38	21
Clay Irrigated	11	71	52	3006	39	20

Table D. Soybean Entrant Brand and Hybrids Overview

Brand	Hybrids Entered
Bayer CropScience	CZ 2474RY, CZ 2788RY, CZ 3060RY, CZ 3383RY, CZ 3560RY, CZ 3991RY, CZ 2312 LL, CZ 2510 LL, CZ 2810 LL, CZ 2915 LL, CZ 3233 LL, CZ 3443 LL, CZ 3737 LL, CZ 3841 LL, CZ 3945 LL
Midland Genetics	2816NRS2, 3236NR2, 3465NR2, 3686NR2, 3983NR2, 3976NR2, 3633NR2, 3926NRS2
NuTech	7240 G2 Genetics, 7273 G2 Genetics, 7307 G2 Genetics, 7323 G2 Genetics, 7357R2 G2 Genetics, 7360 G2 Genetics, 7384 G2 Genetics, 3252L, 3309L, 3321L, 3361
Phillips Seed	322 NR2Y, 345 NR2Y, 363 NR2YE, 384 NR2YS, 392 NR2YS
Titan Pro SCI	TP-23R04, TP-26R35, TP-29R65, TP-31R13, TP-34R25, TP-37R74, TP-39R05
Willcross Seed	WXE2345N, WXR2365NS, WXE2375N, WXE2385N, WXR2395N, WXE2415N

Table F. Nebraska Soybean Performance Tests Entrants

Brand	Address	Contact	Phone	Website
Bayer CropScience	--	Monty Malone	870-351-0390	bayercropscience.us
Midland Genetics	1906 Kingman Rd Ottawa, KS 66067	Clyde Sylvester	785-242-3598	midlandgenetics.com
NuTech	2321 North Loop Dr, Suite 230 Ames, IA 50010	Steve Sick	515-233-1997	nutechseed.com
Phillips Seed	980 Hwy 15 Hope KS 67451	Matt Wilber	785-844-2171	phillipsseed.com
Titan Pro SCI	1301 South 24th St Clear Lake, IA 50428	Marc Neuman	641-529-6101	titanprosci.com
Willcross Seed	P.O.Box 667 4564 US Hwy 169 King City, MO 64463	Brad Law	660-483-0355	willcrossseed.com

Table E. Soybean Entry Brand, Hybrid, and Technology Details

Brand	Variety	Color				Maturity Group
		Flower	Pubesc	Pod	Hilum	
Credenz	CZ 2312 LL	Purple	Lght Tw	Tan	Brown	2.3
Credenz	CZ 2510 LL	Purple	Lght Tw	Tan	Brown	2.5
Credenz	CZ 2810 LL	Purple	Gray	Tan	Imp Bck	2.8
Credenz	CZ 2915 LL	Purple	Gray	Brown	Imp Bck	2.9
Credenz	CZ 3233 LL	Purple	Gray	Tan	Imp Bck	3.2
Credenz	CZ 3443 LL	White	Lght Tw	Tan	Brown	3.4
Credenz	CZ 3737 LL	Purple	Gray	Tan	Imp Bck	3.7
Credenz	CZ 3841 LL	White	Lght Tw	Tan	Black	3.8
Credenz	CZ 3945 LL	White	Gray	Tan	Buff	3.9
Credenz	CZ 2474RY	Purple	Lght Tw	Tan	Brown	2.4
Credenz	CZ 2788RY	Purple	Lght Tw	Tan	Black	2.7
Credenz	CZ 3060RY	Purple	Gray	Brown	Imp Bck	3
Credenz	CZ 3383RY	Purple	Gray	Brown	Imp Bck	3.3
Credenz	CZ 3560RY	Purple	Gray	Brown	Imp Bck	3.5
Credenz	CZ 3991RY	White	Lght Tw	Tan	Black	3.9
Midland Genetics	2816NRS2					2.8
Midland Genetics	3236NR2					3.2
Midland Genetics	3465NR2					3.4
Midland Genetics	3686NR2					3.6
Midland Genetics	3983NR2					3.9
Midland Genetics	3976NR2					3.9
Midland Genetics	3633NR2					3.6
Midland Genetics	3926NRS2					3.9
NuTech Seed	7240 G2 Genetics	P	LTW	TN	BR	2.4
NuTech Seed	7273 G2 Genetics	P	G	TN	IB	2.7
NuTech Seed	7307 G2 Genetics	W	LTW	BR	BR	3
NuTech Seed	7323 G2 Genetics	W	LTW	TN	BL	3.2
NuTech Seed	7357R2 G2 Genetics	P	G	BR	IB	3.5
NuTech Seed	7360 G2 Genetics	W	LTW	BR	BL	3.6
NuTech Seed	7384 G2 Genetics	P	LTW	TN	BL	3.8
NuTech Seed	3252L	P	LTW	TN	BL	2.5
NuTech Seed	3309L	P	G	BR	IB	3
NuTech Seed	3321L	P	G	TN	IB	3.2
NuTech Seed	3361L	W	LTW	TN	BL	3.6
Titan Pro	TP-23R04	Purple	Gray	Brown	Im Black	2.3
Titan Pro	TP-26R35	Purple	Gray	Tan	Im Black	2.6
Titan Pro	TP-29R65	Purple	Gray	Brown	Im Black	2.9
Titan Pro	TP-31R13	Purple	Gray	Brown	Im Black	3.1
Titan Pro	TP-34R25	Purple	Gray	Brown	Im Black	3.4
Titan Pro	TP-37R74	Purple	Gray	Brown	Im Black	3.7
Titan Pro	TP-39R05	White	Lt Tawny	Brown	Black	3.9

EAST CENTRAL IRRIGATED SOYBEAN VARIETY TEST

2015 - Saunders and Clay Counties

Brand	Variety	Avg Yield (bu/a)	Saunders (bu/a)	Clay (bu/a)	Bushel Weight (lb/bu)	Seed size (grain/lb)	Grain Pro-tein (%)	Grain Oil (%)
Early maturing								
Titan Pro	TP-26R35	62	54	69	52	3010	40	19
Titan Pro	TP-29R65	61	55	67	52	2810	38	20
Midland Genetics	2816NRS2	61	54	67	52	2900	40	19
NuTech Seed	7273 G2 Genetics	60	47	73	52	3000	39	20
Credenz	CZ 2788RY	58	51	65	53	2950	40	19
NuTech Seed	7307 G2 Genetics	57	46	67	52	2760	39	20
Credenz	CZ 2474RY	56	44	68	52	3020	40	19
Average		59	50	68	52	2921	39	20
Difference required for significance 5%		NS	NS	NS	NS	NS	NS	NS

Late maturing								
Credenz	CZ 3383RY	74	76	72	52	2940	40	19
NuTech Seed	7323 G2 Genetics	74	72	76	52	2700	39	20
Phillip Seed Farms	EXP NEB 3.3	74	75	74	52	2880	40	19
Midland Genetics	3465NR2	74	70	78	52	2630	39	19
Credenz	CZ 3991RY	74	73	75	53	2840	40	19
Midland Genetics	3686NR2	72	64	79	53	2830	40	19
Midland Genetics	3633NR2	71	70	72	52	2800	40	19
Phillip Seed Farms	322 NR2Y	70	70	71	52	2800	39	20
Credenz	CZ 3060RY	70	68	73	52	2770	40	19
Midland Genetics	3983NR2	70	68	73	52	2720	39	19
Midland Genetics	3236NR2	70	67	73	52	2940	40	18
Titan Pro	TP-34R25	70	71	68	52	2710	39	19
Titan Pro	TP-31R13	70	71	68	52	2860	40	19
Phillip Seed Farms	363 NR2YE	69	64	74	53	2810	39	19
Midland Genetics	3926NRS2	69	69	69	52	2930	41	19
Credenz	CZ 3560RY	69	66	71	53	3120	40	18
Phillip Seed Farms	392 NR2YS	69	59	79	53	2900	39	19
Midland Genetics	3976NR2	68	70	66	52	2830	40	19
NuTech Seed	7357R2 G2 Geneti	68	66	69	52	2810	40	19
Phillip Seed Farms	384 NR2YS	68	65	70	52	2970	40	19
NuTech Seed	7307 G2 Genetics	67	65	69	52	2670	39	19
Average		70	68	72	52	2831	40	19
Diff. required for significance 5%		NS	12	NS	NS	70	NS	NS

NS=Non-significant at the indicated probability level

EAST CENTRAL SOYBEAN VARIETY TEST (LIBERTYLINK) 2015 - Saunders, Lancaster, and Clay Counties

Brand	Variety	Avg. Yield (bu/a)	Saunders Irrigated (bu/a)	Lancaster Rainfed (bu/a)	Clay Irrigated (bu/a)	Bushel Weight (lb/bu)	Seed size (grain/lb)	Grain Protein (%)	Grain Oil (%)
NuTech Seed	3361L	72	--	64	81	52.2	2660	38	20.7
Credenz	CZ 3841 LL	67	56	67	77	52.2	2660	39	20.0
Credenz	CZ 3233 LL	65	60	63	70	52.4	2890	38	20.3
Credenz	CZ 2510 LL	62	53	64	70	51.5	2920	40	19.5
NuTech Seed	3321L	61	49	61	72	52.1	2990	38	20.3
Credenz	CZ 3737 LL	60	55	55	71	52.0	2930	39	19.9
Credenz	CZ 3443 LL	60	47	60	74	52.4	3210	39	19.6
Credenz	CZ 3945 LL	59	53	58	66	51.9	2800	39	20.3
Credenz	CZ 2915 LL	58	56	60	58	52.6	2890	39	19.9
Credenz	CZ 2312 LL	58	46	56	74	52.1	3000	39	20.0
Credenz/Replace	CZ 2810	57	52	53	66	52.0	2770	38	20.6
NuTech Seed	3252L	55	55	--	--	52.3	2580	39	20.9
NuTech Seed	3309L	55	51	59	--	52.8	2800	39	20.0
Average		61	53	60	71	52	2854	39	20
Diff. for significance 5%		7	NS	5	7	0.3	208	1	0.5



SOUTHEAST RAINFED SOYBEAN VARIETY TEST

2015 - Saline County

Brand	Variety	Yield (bu/a)	Bushel Weight (lb/bu)	Seed size (grain/lb)	Grain Protein (%)	Grain Oil (%)
Early maturing						
Midland Genetics	3236NR2	53	53	3770	40	19
Midland Genetics	3465NR2	52	53	3140	37	21
Credenz	CZ 3060RY	51	52	3240	40	21
Titan Pro	TP-34R25	51	53	3150	40	19
Phillip Seed Farms	EXP NEB 3.3	50	53	3120	40	20
Credenz	CZ 3383RY	50	53	3140	39	20
Phillip Seed Farms	322 NR2Y	48	52	3120	38	21
Midland Genetics	2816NRS2	47	53	3630	40	19
NuTech Seed	7323 G2 Genetics	47	53	2940	38	22
NuTech Seed	7307 G2 Genetics	46	53	3210	38	21
Credenz	CZ 2474RY	45	52	3310	40	20
Credenz	CZ 2788RY	45	53	3490	42	18
Average		49	53	3272	39	20
Difference required for significance 5%		8	1	323	1	1
Late maturing						
Midland Genetics	3926NRS2	61	52	3190	39	20
NuTech Seed	7384 G2 Genetics	59	52	3020	36	22
Willcross Seed	WXE2385N	59	52	3390	38	20
Credenz	CZ 3991RY	59	53	3460	39	20
Midland Genetics	3983NR2	58	53	3370	37	21
Phillip Seed Farms	363 NR2YE	58	52	4030	37	21
Phillip Seed Farms	EXP NEB 3.3	57	53	3270	39	20
Willcross Seed	WXR2395N	56	53	3290	40	20
Midland Genetics	3633NR2	56	52	3400	38	20
NuTech Seed	7357R2 G2 Geneti	56	53	3460	38	20
Midland Genetics	3686NR2	56	53	3960	40	19
Willcross Seed	WXR2374N	55	53	4050	35	21
Willcross Seed	WXR2365NS	55	52	3430	37	21
Titan Pro	TP-31R13	54	53	3280	39	20
Midland Genetics	3976NR2	54	53	3510	39	21
Titan Pro	TP-39R05	53	53	3360	39	20
NuTech Seed	7360 G2 Genetics	53	53	3370	37	22
Willcross Seed	WXE2345N	52	53	3410	40	19
Phillip Seed Farms	384 NR2YS	52	53	3750	40	20
Phillip Seed Farms	392 NR2YS	52	53	3860	37	20
Credenz	CZ 3560RY	51	53	3400	38	19
Willcross Seed	WXE2415N	51	52	3260	39	20
Average		55	53	3478	38	20
Difference required for significance 5%		6	1	558	1	0.7

NORTHEAST SOYBEAN VARIETY TEST 2015 - Dixon County

Brand	Variety	Yield (bu/a)			Bushel weight (lb/bu)	Plant height (inch)	Seed size (grain/lb)	Grain Protein (%)	Grain Oil (%)
		Avg	Rainfed	Irrigated					
Early maturing									
NuTech Seed	7240 G2 Genetics	64	62	65	56.3	43	2890	37	20
Titan Pro	TP-23R04	62	61	62	56.7	42	2940	39	20
Average		63	61	64	56.5	43	2915	38	20
Late maturing									
Credenz	CZ 3383RY	65	65	66	57	44	2790	40	18
NuTech Seed	7273 G2 Genetics	65	66	65	57	41	2930	38	20
Titan Pro	TP-26R35	65	67	64	57	42	2940	41	18
Credenz	CZ 2788RY	63	62	64	57	43	2750	42	18
NuTech Seed	7240 G2 Genetics	62	60	65	57	43	2930	38	20
Credenz	CZ 3560RY	62	61	63	57	45	2720	40	18
Credenz	CZ 3060RY	61	60	63	57	40	2550	41	19
Credenz	CZ 3991RY	58	58	59	57	43	2870	40	19
Credenz	CZ 2474RY	57	57	58	57	41	2960	40	19
Average		62	62	63	57	42	2827	40	19
Diff required for significance 5%		4	4	4	0.3	1	65	0.5	0.8



A close-up photograph of a green, hairy plant stem. The stem is covered in fine, white, hair-like structures. Several small, purple flowers are visible, some in full bloom and others as buds. The background is a soft, out-of-focus green, suggesting a field of similar plants.

Brought to you by the University of Nebraska

Variety Testing Program

<http://cropwatch.unl.edu/varietytest>

UNIVERSITY OF
Nebraska
Lincoln[®]