



UNITED STATES ENVIRONMENTAL PROTECTION AGENCY  
WASHINGTON, DC 20460

OFFICE OF CHEMICAL SAFETY  
AND POLLUTION PREVENTION

March 29, 2022

Reuben Baris  
Strategy and Science Policy Leader  
Corteva Agriscience LLC  
9330 Zionsville Road  
Indianapolis, IN 46268

Subject: PRIA Label Amendment – Removal of prohibitions on specific counties,  
updated Controlled Weeds tables, miscellaneous updates, and typo fixes  
Product Name: Enlist Duo  
EPA Registration Number: 62719-649  
Application Date: February 23, 2022  
Resubmission Date: March 15, 2022  
Decision Number: 582214

Dear Mr. Baris:

The amended label referred to above, submitted in connection with registration under the Federal Insecticide, Fungicide, and Rodenticide Act (FIFRA), as amended, is acceptable. This approval does not affect any conditions that were previously imposed on this registration on 1/11/2022, except as stated below in Paragraph 1. You continue to be subject to existing conditions on your registration and any deadlines connected with them, including but not limited to the registration's expiration date of January 11, 2029.

Subject to the additional terms and conditions of registration described in this letter, EPA approves the labeling proposed by Corteva and has determined that this amendment meets the standard of registration. The amendment approved through this letter removes use prohibitions in certain counties in Arkansas, Kansas, Missouri, Minnesota, Nebraska, Ohio, Oklahoma, South Dakota, and Texas. Use prohibitions are being removed for counties in Rhode Island and Massachusetts because this product is not registered for use in those states. Inclusion of those Rhode Island and Massachusetts counties was an error in the previous label version that is rectified by this amendment action. In addition to removing these prohibitions, additional changes were made, such as updating the Controlled Weeds Table.

Corteva must comply with the following amended term and condition:

1. Item 3.c.i in the Agency letter dated 01/11/2022 requires that the Section 3 and supplemental label approved on that date be announced and posted in a prominent location on all Corteva websites that advertise or provide information about this product and retained until the expiration date of this registration unless superseded by subsequent

approved labeling. Per that term of registration, the Section 3 label and supplemental label approved with this letter must be loaded to the Enlist websites by 04/01/2022 in place of the 01/11/2022 versions of the labeling.


A stamped copy of your amended labeling is enclosed for your records. This labeling supersedes all previously accepted labeling. You must submit one copy of the final printed labeling before you release the product for shipment with the new labeling. In accordance with 40 CFR 152.130(c), you may distribute or sell this product under the previously approved labeling for 18 months from the date of this letter. After 18 months, you may only distribute or sell this product if it bears this new revised labeling or subsequently approved labeling. "To distribute or sell" is defined under FIFRA section 2(gg) and its implementing regulation at 40 CFR 152.3.

References to the company's website on the label becomes labeling under FIFRA and therefore the website is subject to review by the Agency. If the website is false or misleading, the product would be misbranded and unlawful to sell or distribute under FIFRA Section 12(a)(1)(E). 40 CFR 156.10(a)(5) lists examples of statements EPA may consider false or misleading. In addition, regardless of whether a website is referenced on the product's label, claims made on the website may not substantially differ from those claims approved through the registration process. Therefore, should the Agency find or if it is brought to EPA's attention that a website contains false or misleading statements or claims substantially differing from the EPA approved registration, the website will be referred to the EPA's Office of Enforcement and Compliance.

In addition to Corteva's prior written acceptance of these terms, release of this product for shipment further confirms Corteva's acceptance of all terms and conditions listed above. If these conditions are not complied with, the registration will be subject to cancellation in accordance with FIFRA Section 6, including cancellation under FIFRA 6(e) as described under term 1 of the 1/11/2022 amendment letter.

If you have any questions, please contact Margaret Hathaway by phone at (202) 566-2730, or via email at [hathaway.margaret@epa.gov](mailto:hathaway.margaret@epa.gov).

Sincerely,



Lindsay Roe, Chief  
Herbicide Branch  
Registration Division (7505P)  
Office of Pesticide Programs

Enclosure

(Base label):

2,4-D CHOLINE SALT	GROUP	4	HERBICIDE
GLYPHOSATE DMA SALT	GROUP	9	HERBICIDE

# Enlist Duo®

**HERBICIDE**  
with COLEX-D® Technology

**This labeling expires on January 11, 2029.  
Do not use or distribute this product after January 11, 2029.**

**For control of emerged annual and perennial broadleaf weeds, use as a preplant, preemergence and postemergence herbicide on Enlist® corn, soybeans and cotton. Enlist herbicides with Colex-D® technology are the ONLY 2,4-D containing products authorized and specifically labeled for use with Enlist crops.**

**Use as a non-selective burndown; chemical fallow; use as a preplant and preemergence herbicide on non-Enlist corn, and use as a preplant herbicide on non-Enlist soybeans.**

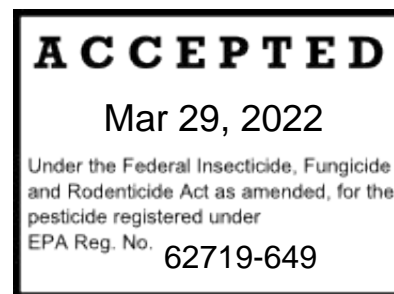
**Do not allow contact of herbicide with foliage, green stems, exposed non-woody roots or fruit of crops, desirable plants and trees because severe injury or destruction may result.**

**Approved for use only in certain geographical areas. Read and follow all label instructions.**

Active Ingredient(s):

glyphosate: N-(phosphonomethyl)glycine, dimethylammonium salt .....	22.1%
2,4-Dichlorophenoxyacetic acid, choline salt .....	24.4%
Other Ingredients .....	53.5%
Total .....	100.0%

2,4-dichlorophenoxyacetic acid equivalent – 16.62% - 1.6 lb/gal  
glyphosate acid equivalent – 17.48% - 1.7 lb/gal



**Keep Out of Reach of Children**

## WARNING AVISO

Si usted no entiende la etiqueta, busque a alguien para que se la explique a usted en detalle. (If you do not understand the label, find someone to explain it to you in detail.)

---

### Precautionary Statements

---

#### Hazards to Humans and Domestic Animals

## WARNING

**Causes Substantial But Temporary Eye Injury • Harmful If Swallowed • Prolonged Or Frequently Repeated Skin Contact May Cause Allergic Reactions In Some Individuals**

**Do not get in eyes or on clothing.**

### **Personal Protective Equipment (PPE)**

**All mixers, loaders, applicators, flaggers, and handlers must wear:**

- Long-sleeved shirt and long pants
- Shoes and socks, plus
- Waterproof gloves
- Protective eyewear (goggles, faceshield, or safety glasses)
- Chemical-resistant apron when mixing or loading, cleaning up spills or equipment, or otherwise exposed to the concentrate

See engineering controls for additional requirements.

Follow manufacturer's instructions for cleaning/maintaining PPE. If no such instructions for washables exist, use detergent and hot water. Keep and wash PPE separately from other laundry.

### **Engineering Controls**

When handlers use closed systems or enclosed cabs in a manner that meets the requirements listed in Worker Protection Standard (WPS) for agricultural pesticides [40 CFR 170. 607(d-e)], the handler PPE requirements may be reduced or modified as specified in the WPS.

### **User Safety Recommendations**

Users should:

- Wash hands thoroughly with soap and water after handling and before eating, drinking, chewing gum, using tobacco, or using the toilet. Remove and wash contaminated clothing before reuse.
- Remove clothing/PPE immediately if pesticide gets inside. Then wash thoroughly and put on clean clothing. If pesticide gets on skin, wash immediately with soap and water.
- Remove PPE immediately after handling this product. Wash the outside of gloves before removing. As soon as possible, wash thoroughly and change into clean clothing.

### **First Aid**

**If in eyes:** Hold eye open and rinse slowly and gently with water for 15-20 minutes. Remove contact lenses, if present, after the first 5 minutes, then continue rinsing eye. Call a poison control center or doctor for treatment advice.

**If swallowed:** Call a poison control center or doctor immediately for treatment advice. Have person sip a glass of water if able to swallow. Do not induce vomiting unless told to do so by a poison control center or doctor. Do not give anything by mouth to an unconscious person.

Have the product container or label with you when calling poison control center (1-800-222-1222) or doctor, or going for treatment. You may also contact 1-800-992-5994, for emergency medical treatment information.

### **Environmental Hazards**

This pesticide is toxic to fish and aquatic invertebrates. Do not apply directly to water, to areas where surface water is present, or to intertidal areas below the mean high-water mark. Do not contaminate water when disposing of equipment washwaters or rinsate. Drift or runoff may adversely affect aquatic invertebrates, sensitive wetland environments, and non-target plants. Drift and runoff may be hazardous to aquatic organisms in water adjacent to treated areas.

This product is toxic to plants and may adversely impact the forage and habitat of non-target organisms, including pollinators, in areas adjacent to the treated site. Protect the forage and habitat of non-target organisms by following label directions intended to minimize spray drift and runoff.

This product is moderately toxic to bees on an acute basis, and may cause chronic risk to pollinators or other terrestrial invertebrates. Do not apply this product to blooming vegetation or if bees or other pollinating insects are visiting the treatment area

This product may impact surface water quality due to runoff of rainwater. This is especially true for poorly draining soils and soils with shallow ground water. This product is classified as having high potential for reaching surface water via runoff for several days to months after application.

A level, well-maintained vegetative buffer strip between areas to which this product is applied and surface water features such as ponds, streams, and springs will reduce the potential loading of 2,4-D and glyphosate from runoff water and sediment. Runoff of this product will be reduced by avoiding applications when rainfall or irrigation is expected to occur within 48 hours. Sound erosion control practices will reduce this product's potential to reach aquatic sediment via runoff.

2,4-D and glyphosate are known to leach through soil into groundwater under certain conditions as a result of label use. This chemical may leach into groundwater if used in areas where soils are permeable, particularly where the water table is shallow. Application around a cistern or well may result in contamination of drinking water or ground water.

### Physical or Chemical Hazards

Spray solutions of this product should be mixed, stored and applied using only stainless steel, aluminum, fiberglass, plastic or plastic lined containers.

**Do not mix, store or apply this product or spray solutions of this product in galvanized steel or unlined steel (except stainless steel) containers or spray tanks.** This product, or spray solutions of this product, reacts with such containers and tanks to produce hydrogen gas that may form a highly combustible gas mixture. This gas mixture could flash or explode, causing serious personal injury, if ignited by open flame, spark, welder's torch, lighted cigarette or other ignition source.

### Agricultural Use Requirements

Use this product only in accordance with its labeling and with the Worker Protection Standard, 40 CFR Part 170. Refer to the label booklet under "Agricultural Use Requirements" in the Directions for Use section for information about this standard.

### (Storage and Disposal for rigid containers 5 gallons or less)

#### Storage and Disposal

Do not contaminate water, food, feed or seed by storage or disposal.

**Pesticide Storage:** Store in a cool, dry place. Store in original container. In case of leak or spill, contain material and dispose as waste.

**Pesticide Disposal:** Wastes resulting from the use of this product must be disposed of on site or at an approved waste disposal facility.

**Container Handling:** Nonrefillable container. Do not reuse or refill this container.

Triple rinse or pressure rinse container (or equivalent) promptly after emptying. **Triple rinse** as follows: Empty the remaining contents into application equipment or a mix tank and drain for 10 seconds after the flow begins to drip. Fill the container 1/4 full with water and recap. Shake for 10 seconds. Pour rinsate into application equipment or a mix tank or store rinsate for later use or disposal. Drain for 10 seconds after the flow begins to drip. Repeat this procedure two more times. **Pressure rinse** as follows: Empty the remaining contents into application equipment or a mix tank and continue to drain for 10 seconds after the flow begins to drip. Hold container upside down over application equipment or mix tank or collect rinsate for later use or disposal. Insert pressure rinsing nozzle in the side of the container, and rinse at about 40 psi for at least 30 seconds. Drain for 10 seconds after the flow begins to drip. Then offer for recycling if available or puncture and dispose of in a sanitary landfill, or by incineration, or by other procedures allowed by state and local authorities.

### (Storage and Disposal for refillable rigid containers larger than 5 gal)

#### Storage and Disposal

Do not contaminate water, food, feed or seed by storage or disposal.

**Pesticide Storage:** Store in a cool, dry place. Store in original container. In case of leak or spill, contain material and dispose as waste.

**Pesticide Disposal:** Wastes resulting from the use of this product must be disposed of on site or at an approved waste disposal facility.

**Container Handling:** Refillable container. Refill this container with pesticide only. Do not reuse this container for any other purpose.

Cleaning the container before final disposal is the responsibility of the person disposing of the container. Cleaning before refilling is the responsibility of the refiller. To clean the container before final disposal, empty the remaining contents from this container into application equipment or a mix tank. Fill the container about 10% full with water and, if possible, spray all sides while adding water. If practical, agitate vigorously or recirculate water with the pump for two minutes. Pour or pump rinsate into application equipment or rinsate collection system. Repeat this rinsing procedure two more times. Then offer for recycling if available, or puncture and dispose of in a sanitary landfill, or by incineration, or by other procedures allowed by state and local authorities.

#### **(Storage and Disposal for nonrefillable rigid containers larger than 5 gallons)**

##### **Storage and Disposal**

Do not contaminate water, food, feed or seed by storage or disposal.

**Pesticide Storage:** Store in a cool, dry place. Store in original container. In case of leak or spill, contain material and dispose as waste.

**Pesticide Disposal:** Wastes resulting from the use of this product must be disposed of on site or at an approved waste disposal facility.

**Container Handling:** Nonrefillable container. Do not reuse or refill this container.

Triple rinse or pressure rinse container (or equivalent) promptly after emptying. **Triple rinse** as follows: Empty the remaining contents into application equipment or a mix tank. Fill the container 1/4 full with water. Replace and tighten closures. Tip container on its side and roll it back and forth, ensuring at least one complete revolution, for 30 seconds. Stand the container on its end and tip it back and forth several times. Turn the container over onto its other end and tip it back and forth several times. Empty the rinsate into application equipment or a mix tank or store rinsate for later use or disposal. Repeat this procedure two more times. **Pressure rinse** as follows: Empty the remaining contents into application equipment or a mix tank and continue to drain for 10 seconds after the flow begins to drip. Hold container upside down over application equipment or mix tank or collect rinsate for later use or disposal. Insert pressure rinsing nozzle in the side of the container, and rinse at about 40 psi for at least 30 seconds. Drain for 10 seconds after the flow begins to drip. Then offer for recycling if available, or puncture and dispose of in a sanitary landfill, or by incineration, or by other procedures allowed by state and local authorities.

**Refer to label booklet for additional precautionary information and Directions for Use.**

**Notice:** Read the entire label. Use only according to label directions. **Before using this product, read Warranty Disclaimer, Inherent Risks of Use, and Limitation of Remedies at end of label booklet. If terms are unacceptable, return at once unopened.**

In case of emergency endangering health or the environment involving this product, call 1-800-992-5994.

Agricultural Chemical: Do not ship or store with food, feeds, drugs or clothing.

EPA Reg. No. 62719-649

EPA Est. \_\_\_\_\_

™®Trademarks of Corteva Agriscience and its affiliated companies

**Produced for**  
**Corteva Agriscience LLC**  
**9330 Zionsville Road**  
**Indianapolis, IN 46268**

**NET CONTENTS \_\_\_\_\_**

(cover, shipping container):

<b>2,4-D CHOLINE SALT</b>	<b>GROUP</b>	<b>4</b>	<b>HERBICIDE</b>
<b>GLYPHOSATE DMA SALT</b>	<b>GROUP</b>	<b>9</b>	<b>HERBICIDE</b>

# Enlist Duo®

## HERBICIDE

with COLEX-D® Technology

**This labeling expires on January 11, 2029.  
Do not use or distribute this product after January 11, 2029.**

**For control of emerged annual and perennial broadleaf weeds, use as a preplant, preemergence and postemergence herbicide on Enlist® corn, soybeans and cotton. Enlist herbicides with Colex-D® technology are the ONLY 2,4-D containing products authorized and specifically labeled for use with Enlist crops.**

**Use as a non-selective burndown; chemical fallow; use as a preplant and preemergence herbicide on non-Enlist corn, and use as a preplant herbicide on non-Enlist soybeans.**

**Do not allow contact of herbicide with foliage, green stems, exposed non-woody roots or fruit of crops, desirable plants and trees because severe injury or destruction may result.**

**Approved for use only in certain geographical areas. Read and follow all label instructions.**

Active Ingredient(s):

glyphosate: N-(phosphonomethyl)glycine, dimethylammonium salt .....	22.1%
2,4-Dichlorophenoxyacetic acid, choline salt .....	24.4%
Other Ingredients .....	53.5%
Total .....	100.0%

2,4-dichlorophenoxyacetic acid equivalent – 16.62% - 1.6 lb/gal

glyphosate acid equivalent – 17.48% - 1.7 lb/gal

### Keep Out of Reach of Children

## WARNING AVISO

Si usted no entiende la etiqueta, busque a alguien para que se la explique a usted en detalle. (If you do not understand the label, find someone to explain it to you in detail.)

### Agricultural Use Requirements

Use this product only in accordance with its labeling and with the Worker Protection Standard, 40 CFR Part 170. Refer to the label booklet under "Agricultural Use Requirements" in the Directions for Use section for information about this standard.

**Refer to inside of label booklet for additional precautionary information including First Aid and Directions for Use.**

**Notice:** Read the entire label. Use only according to label directions. **Before using this product, read Warranty Disclaimer, Inherent Risks of Use, and Limitation of Remedies at end of label booklet. If terms are unacceptable, return at once unopened.**

In case of emergency endangering health or the environment involving this product, call 1-800-992-5994.

Agricultural Chemical: Do not ship or store with food, feeds, drugs or clothing.

EPA Reg. No. 62719-649

EPA Est. \_\_\_\_\_

<sup>TM</sup>®Trademarks of Corteva Agriscience and its affiliated companies

**Produced for  
Corteva Agriscience LLC  
9330 Zionsville Road  
Indianapolis, IN 46268**

**NET CONTENTS \_\_\_\_\_**



(Page 1 through end)

---

## Precautionary Statements

---

### Hazards to Humans and Domestic Animals

## WARNING

**Causes Substantial But Temporary Eye Injury • Harmful If Swallowed • Prolonged Or Frequently Repeated Skin Contact May Cause Allergic Reactions In Some Individuals**

**Do not get in eyes or on clothing.**

### Personal Protective Equipment (PPE)

**All mixers, loaders, applicators, flaggers, and handlers must wear:**

- Long-sleeved shirt and long pants
- Shoes and socks, plus
- Waterproof gloves
- Protective eyewear (goggles, faceshield, or safety glasses)
- Chemical-resistant apron when mixing or loading, cleaning up spills or equipment, or otherwise exposed to the concentrate

See engineering controls for additional requirements

Follow manufacturer's instructions for cleaning/maintaining PPE. If no such instructions for washables exist, use detergent and hot water. Keep and wash PPE separately from other laundry.

### Engineering Controls

When handlers use closed systems or enclosed cabs in a manner that meets the requirements listed in Worker Protection Standard (WPS) for agricultural pesticides [40 CFR 170.607(d-e)], the handler PPE requirements may be reduced or modified as specified in the WPS.

### User Safety Recommendations

Users should:

- Wash hands thoroughly with soap and water after handling and before eating, drinking, chewing gum, using tobacco, or using the toilet. Remove and wash contaminated clothing before reuse.
- Remove clothing/PPE immediately if pesticide gets inside. Then wash thoroughly and put on clean clothing. If pesticide gets on skin, wash immediately with soap and water.
- Remove PPE immediately after handling this product. Wash the outside of gloves before removing. As soon as possible, wash thoroughly and change into clean clothing.

### First Aid

**If in eyes:** Hold eye open and rinse slowly and gently with water for 15-20 minutes. Remove contact lenses, if present, after the first 5 minutes, then continue rinsing eye. Call a poison control center or doctor for treatment advice.

**If swallowed:** Call a poison control center or doctor immediately for treatment advice. Have person sip a glass of water if able to swallow. Do not induce vomiting unless told to do so by a poison control center or doctor. Do not give anything by mouth to an unconscious person.

Have the product container or label with you when calling poison control center (1-800-222-1222) or doctor, or going for treatment. You may also contact 1-800-992-5994, for emergency medical treatment information.

### Environmental Hazards

This pesticide is toxic to fish and aquatic invertebrates. Do not apply directly to water, to areas where surface water is present, or to intertidal areas below the mean high-water mark. Do not contaminate water when disposing of equipment washwaters or rinsate. Drift or runoff may adversely affect aquatic invertebrates, sensitive wetland environments, and non-target plants. Drift and runoff may be hazardous to aquatic organisms in water adjacent to treated areas.

This product is toxic to plants and may adversely impact the forage and habitat of non-target organisms, including pollinators, in areas adjacent to the treated site. Protect the forage and habitat of non-target organisms by following label directions intended to minimize spray drift and runoff.

This product is moderately toxic to bees on an acute basis, and may cause chronic risk to pollinators or other terrestrial invertebrates. Do not apply this product to blooming vegetation or if bees or other pollinating insects are visiting the treatment area

This product may impact surface water quality due to runoff of rainwater. This is especially true for poorly draining soils and soils with shallow ground water. This product is classified as having high potential for reaching surface water via runoff for several days to months after application.

A level, well-maintained vegetative buffer strip between areas to which this product is applied and surface water features such as ponds, streams, and springs will reduce the potential loading of 2,4-D from runoff water and sediment. Runoff of this product will be reduced by avoiding applications when rainfall or irrigation is expected to occur within 48 hours. Sound erosion control practices will reduce this product's potential to reach aquatic sediment via runoff.

2,4-D and glyphosate are known to leach through soil into groundwater under certain conditions as a result of label use. This chemical may leach into groundwater if used in areas where soils are permeable, particularly where the water table is shallow. Application around a cistern or well may result in contamination of drinking water or ground water.

### Physical and Chemical Hazards

Spray solutions of this product must be mixed, stored and applied using only stainless steel, aluminum, fiberglass, plastic or plastic lined containers.

**Do not mix, store or apply this product or spray solutions of this product in galvanized steel or unlined steel (except stainless steel) containers or spray tanks.** This product, or spray solutions of this product, reacts with such containers and tanks to produce hydrogen gas that may form a highly combustible gas mixture. This gas mixture could flash or explode, causing serious personal injury, if ignited by open flame, spark, welder's torch, lighted cigarette or other ignition source.

---

### Directions for Use

---

It is a violation of Federal law to use this product in a manner inconsistent with its labeling. Read all Directions for Use carefully before applying.

Do not apply this product in a way that will contact workers or other persons, either directly or through drift. Only protected handlers may be in the area during application. For any requirements specific to your state or tribe, consult the agency responsible for pesticide regulation.

### Endangered Species

It is a Federal offense to use any pesticide in a manner that results in an unauthorized "take" (e.g., kill or otherwise harm) of an endangered species and certain threatened species, under the Endangered Species Act section 9. When using this product, you must follow the measures contained in the Endangered Species Protection Bulletin for the area in which you are applying the product. You must obtain a Bulletin no earlier than six months before using this product. To obtain Bulletins, consult <http://www.epa.gov/espp/>, call 1-844-447-3813, or email [ESPP@epa.gov](mailto:ESPP@epa.gov). You must use the Bulletin valid for the month in which you will apply the product.

Report ecological incidents: To report ecological incidents, including mortality, injury, or harm to non-target plants and animals call 1-855-ENLIST-1 (1-855-365-4781).

### **Tank-Mixing Instructions:**

Enlist Duo® may only be tank-mixed with products that have been tested and found not to adversely affect the spray drift properties of Enlist Duo. A list of those products may be found at [Enlist.com/TankMix](http://Enlist.com/TankMix)

It is the pesticide user's responsibility to ensure that all products are registered for the intended use. Read and follow the applicable restrictions, limitations, and directions for use on all product labels involved in the tank mixture. Users must follow the most restrictive directions for use and precautionary statements of each product in the tank mixture.

### **DO NOT TANK-MIX ANY PRODUCT WITH Enlist Duo unless:**

1. You check the list of tested products found not to adversely affect the spray drift properties of Enlist Duo at [Enlist.com/TankMix](http://Enlist.com/TankMix) no more than 7 days before applying Enlist Duo; and
2. The product you tank-mix with Enlist Duo is identified on that list of tested products.

### **Agricultural Use Requirements**

Use this product only in accordance with its labeling and with the Worker Protection Standard, 40 CFR Part 170. This Standard contains requirements for the protection of agricultural workers on farms, forests, nurseries, and greenhouses, and handlers of agricultural pesticides. It contains requirements for training, decontamination, notification, and emergency assistance. It also contains specific instructions and exceptions pertaining to the statements on this label about personal protective equipment (PPE), and restricted entry interval. The requirements in this box only apply to uses of this product that are covered by the Worker Protection Standard.

Do not enter or allow worker entry into treated areas during the restricted entry interval (REI) of 48 hours.

PPE required for early entry to treated areas that is permitted under the Worker Protection Standard and that involves contact with anything that has been treated, such as plants, soil, or water, is:

- Long-sleeved shirt and long pants
- Waterproof gloves
- Shoes plus socks
- Protective eyewear (goggles, faceshield, or safety glasses)

### **Storage and Disposal**

Do not contaminate water, food, feed or seed by storage or disposal.

**Pesticide Storage:** Store in a cool, dry place. Store in original container. In case of leak or spill, contain material and dispose as waste.

**Pesticide Disposal:** Wastes resulting from the use of this product must be disposed of on site or at an approved waste disposal facility.

### **Nonrefillable containers 5 gallons or less:**

**Container Handling:** Nonrefillable container. Do not reuse or refill this container.

Triple rinse or pressure rinse container (or equivalent) promptly after emptying. **Triple rinse** as follows: Empty the remaining contents into application equipment or a mix tank and drain for 10 seconds after the flow begins to drip. Fill the container 1/4 full with water and recap. Shake for 10 seconds. Pour rinsate into application equipment or a mix tank or store rinsate for later use or disposal. Drain for 10 seconds after the flow begins to drip. Repeat this procedure two more times. **Pressure rinse** as follows: Empty the remaining contents into application equipment or a mix tank and continue to drain for 10 seconds after the flow begins to drip. Hold container upside down over application equipment or mix tank or collect rinsate for later use or disposal. Insert pressure rinsing nozzle in the side of the container, and rinse at about 40 psi for at least 30 seconds. Drain for 10 seconds after the flow begins to drip. Then offer for recycling if available or puncture and dispose of in a sanitary landfill, or by incineration, or by other procedures allowed by state and local authorities.

**Refillable containers larger than 5 gallons:**

**Container Handling:** Refillable container. Refill this container with pesticide only. Do not reuse this container for any other purpose.

Cleaning the container before final disposal is the responsibility of the person disposing of the container. Cleaning before refilling is the responsibility of the refiller. To clean the container before final disposal, empty the remaining contents from this container into application equipment or a mix tank. Fill the container about 10% full with water and, if possible, spray all sides while adding water. If practical, agitate vigorously or recirculate water with the pump for two minutes. Pour or pump rinsate into application equipment or rinsate collection system. Repeat this rinsing procedure two more times. Then offer for recycling if available, or puncture and dispose of in a sanitary landfill, or by incineration, or by other procedures allowed by state and local authorities.

**Nonrefillable containers 5 gallons or larger:**

**Container Handling:** Nonrefillable container. Do not reuse or refill this container.

Triple rinse or pressure rinse container (or equivalent) promptly after emptying. **Triple rinse** as follows: Empty the remaining contents into application equipment or a mix tank. Fill the container 1/4 full with water. Replace and tighten closures. Tip container on its side and roll it back and forth, ensuring at least one complete revolution, for 30 seconds. Stand the container on its end and tip it back and forth several times. Turn the container over onto its other end and tip it back and forth several times. Empty the rinsate into application equipment or a mix tank or store rinsate for later use or disposal. Repeat this procedure two more times. **Pressure rinse** as follows: Empty the remaining contents into application equipment or a mix tank and continue to drain for 10 seconds after the flow begins to drip. Hold container upside down over application equipment or mix tank or collect rinsate for later use or disposal. Insert pressure rinsing nozzle in the side of the container, and rinse at about 40 psi for at least 30 seconds. Drain for 10 seconds after the flow begins to drip. Then offer for recycling if available, or puncture and dispose of in a sanitary landfill, or by incineration, or by other procedures allowed by state and local authorities.

## Product Information

Enlist Duo® herbicide is a systemic herbicide that is intended for control of emerged annual and perennial weeds. Glyphosate works by targeting an enzyme that is essential for plant growth. Enlist Duo is designed to be applied to corn, soybean, and cotton crops containing Enlist™ traits. These are patented genes that provide tolerance to Enlist Duo. Corn, soybeans, cotton or any other crop without the Enlist trait will be seriously damaged by foliar applications of Enlist Duo.

When this product is applied as directed and under the circumstances described, it controls annual and perennial weeds listed in this label.

**Time to Symptoms:** This product moves through the plant from the point of foliage contact to and into the root system. Visible effects include twisting of leaves and curvature of stems followed by a gradual wilting and yellowing of the plant that advances to complete browning of above-ground growth and deterioration of underground plant parts. Visible effects on most annual weeds occur within 2 to 4 days depending upon weed species.

**Stage of Weeds:** Apply when weeds are less than 6 inches in height. Annual weeds are easiest to control when they are small. Best control of most perennial weeds is obtained when treatment is made at late growth stages approaching maturity. Refer to the annual and perennial rate tables for specific weeds. When treating weeds with disease or insect damage, weeds heavily covered with dust, or weeds under poor growing conditions, reduced weed control may result.

**Rainfastness:** Enlist Duo is rainfast within 4 hours following application. See Use Restrictions for application prior to rainfall and/or mitigation.

**Spray Coverage:** For best results, spray coverage should be uniform and complete. Do not spray weed foliage to the point of runoff.

**Mode of Action:** 2,4-D, one of the active ingredients in this product, mimics the naturally occurring plant auxins and overloads the plant's auxin balance affecting vital processes, such as cell division and elongation, resulting in abnormal growth and plant death. Glyphosate works by targeting an enzyme that is essential for plant growth.

**Limited Soil Activity:** Though some suppression of annual weeds emerging soon after application may occur optimum control is achieved when the majority of weeds are emerged at the time of application.

**Biological Degradation:** Degradation of this product is primarily a biological process carried out by soil microbes.

## Herbicide Resistance Management

2,4-D, one of the active ingredients in this product, is a Group 4 herbicide (synthetic auxin). Glyphosate, the other active ingredient in this product, is a group 9 herbicide (inhibitor of EPSP synthase). Some naturally occurring weed biotypes that are tolerant (resistant) to 2,4-D or glyphosate may exist due to genetic variability in a weed population. Where resistant biotypes exist, the repeated use of herbicides with the same modes of action can lead to the selection for resistant weeds. Certain agronomic practices delay or reduce the likelihood that resistant weed populations will develop and can be utilized to manage weed resistance once it occurs.

Proactively implementing diversified weed control strategies to minimize selection for weed populations resistant to one or more herbicides is a best practice. A diversified weed management program may include the use of multiple herbicides with different modes of action and overlapping weed spectrum with or without tillage operations and/or other cultural practices. Research has demonstrated that using the labeled rate and directions for use is important to delay the selection for resistance.

The continued availability of this product depends on the successful management of the weed resistance program; therefore, it is very important to perform the following actions.

To aid in the prevention of developing weeds resistant to this product, the following steps must be followed:

- Scout fields before application to ensure herbicides and rates will be appropriate for the weed species and weed sizes present.
- Apply full rates of Enlist Duo for the most difficult to control weed in the field at the specified time (correct weed size) to minimize weed escapes.
- Scout fields after application to detect weed escapes or shifts in weed species.
- Report any incidence of non-performance of this product against a particular weed species to your Corteva retailer, representative or call 1-855-ENLIST-1(1-855-365-4781).
- Suspected Resistance: Indicators of suspected herbicide resistance include (1) failure to control a weed species normally controlled by the herbicide at the dose applied, especially if control is achieved on adjacent weeds; (2) a spreading patch of uncontrolled plants of a particular weed species; and (3) surviving plants mixed with controlled individuals of the same species. Likely resistant weeds are assumed to be present if any of these criteria are met.
- If resistance is suspected, treat weed escapes with an herbicide having a mode of action other than Group 4 or 9 and/or use non-chemical methods to remove escapes, as practicable, with the goal of preventing further seed production.

Additionally, users should follow as many of the following herbicide resistance management practices as practicable:

- Use a broad spectrum soil-applied herbicide with other modes of action as a foundation in a weed control program.
- Utilize sequential applications of herbicides with alternative modes of action.
- Rotate the use of this product with non-Group 4 and non-Group 9 herbicides.
- Incorporate non-chemical weed control practices, such as mechanical cultivation, crop rotation, cover crops and weed-free crop seeds, as part of an integrated weed control program.

- Thoroughly clean plant and soil residues from equipment before leaving fields suspected to contain resistant weeds.
- Avoid using more than two in-crop applications of Enlist Duo and any other Group 4 or Group 9 herbicide within a single growing season unless in conjunction with another mode of action herbicide with overlapping spectrum.
- Manage weeds in and around fields, during and after harvest to reduce weed seed production.

Contact the local agricultural extension service, Corteva representative, ag retailer or crop consultant for further guidance on weed control practices as needed.

## Susceptible Plants

Do not apply under circumstances where spray drift may occur to food, forage, or other plantings that might be damaged or crops thereof rendered unfit for sale, use or consumption. Do not allow contact of herbicide with foliage, green stems, exposed non-woody roots of crops, desirable plants; including trees and cotton without the Enlist trait, because severe injury or destruction may result. Small amounts of spray drift that may not be visible may injure susceptible broadleaf plants. **Before making an application, please refer to your state's sensitive crop registry (if available) to identify any commercial specialty or certified organic crops that may be located nearby.**

**At the time of application, the wind cannot be blowing toward adjacent commercially grown tomatoes and other fruiting vegetables (EPA crop group 8), cucurbits (EPA crop group 9 including pumpkins, melons and cucumbers), grapes, tobacco, and cotton.**

## Spray Drift Management

A variety of factors including weather conditions (e.g., wind direction, wind speed, temperature, relative humidity) and method of application can influence pesticide drift. The applicator must evaluate all factors and make appropriate adjustments when applying this product. The applicator is responsible for avoiding off-site drift. Be aware of nearby non-target sites and environmental conditions.

**Do not aerially apply this product.**

### Nozzle Selection

The listing of nozzles and pressures on [Enlist.com/nozzles](http://Enlist.com/nozzles) specifies which nozzles are allowable for use when applying Enlist Duo herbicide. Do not use any nozzle and pressure combination not specifically allowed by the listing on [Enlist.com/nozzles](http://Enlist.com/nozzles).

### The Importance of Droplet Size

An effective way to reduce spray drift is to apply large droplets. Use the largest droplets that provide target pest control. While applying larger droplets will reduce spray drift, the potential for drift will be greater if applications are made improperly or under unfavorable environmental conditions.

### Groundboom Application

Use the minimum boom height based upon the nozzle manufacturer's directions. Do not exceed 24 inches in height above the canopy. Spray drift potential increases as boom height increases. Spray drift can be minimized if nozzle height is not greater than the maximum height specified by the nozzle manufacturer for the nozzle selected.

### Wind Speed

Do not apply at wind speeds greater than 15 mph. Wind speeds can vary during application. For best results apply when wind speeds are between 3 and 10 mph.

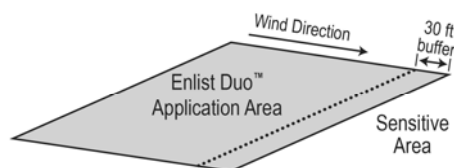
### Temperature and Humidity

When making applications in low relative humidity, set up equipment to produce larger droplets to compensate for evaporation. Droplet evaporation is most severe when conditions are both hot and dry.

### Temperature Inversions

Applications must not occur during temperature inversion because drift potential is high. Temperature inversions restrict vertical air mixing, which causes small, suspended droplets to remain in a concentrated cloud. This cloud can move in unpredictable directions due to the light variable winds common during inversions. Temperature inversions are characterized by increasing temperatures with altitude and are common on nights with limited cloud cover and light to no wind. They begin to form as the sun sets and often continue into the morning. Their presence can be indicated by ground fog; however, if fog is not present, inversions can also be identified by the movement of the smoke from a ground source generator. Smoke that layers and moves laterally in a concentrated cloud (under low wind conditions) indicates an inversion, while smoke that moves upward and rapidly dissipates indicates good vertical air mixing.

### Protection of Sensitive Areas



Applicator must maintain a 30 foot downwind in field buffer (in the direction in which the wind is blowing) from any area except:

1. Roads, paved or gravel surfaces.
2. Planted agricultural fields. (Except those crops listed in the “Susceptible Plants” section).
3. Agricultural fields that that have been prepared for planting.
4. Areas covered by the footprint of a building, shade house, silo, feed crib, or other man-made structure with walls and/or a roof.

To maintain the required downwind buffer zone:

- Measure wind direction prior to the start of any swath that is within 30 feet of a sensitive area.
- No application swath can be initiated in, or into an area that is within 30 feet of a sensitive area if the wind direction is towards the sensitive area.

### State and Local Requirements

Applicators must follow all state and local pesticide drift requirements regarding application of 2,4-D herbicides. Where states have more stringent regulations, they must be observed.

### Management of Runoff

A variety of factors including soil type, slope, and weather conditions (e.g., rainfall) can influence volume and intensity of water running off the treated field. The applicator must evaluate all factors and make appropriate adjustments when applying this product. Land management, field condition and application practices that reduce, to the maximum extent practicable, runoff from treated fields, must be implemented by land managers/users of this product.

To reduce the potential for runoff and avoid off field impact from treated fields to maximum extent practicable, applicator must plan/schedule applications to maximize time between an application of this product and anticipated rainfall (or planned irrigation). Application must take place no less than 48 hours prior to irrigation or predicted rainfall (by NOAA/National Weather Service, or other similar forecasting service).

For land with **Hydrologic Soil Groups\* A & B**: The land manager/applicator must effectively implement measures in the following tables to equal a **minimum of 4 credits**.

For land with **Hydrologic Soil Groups\* C & D**: The land manager/applicator must effectively implement the measures in the following tables to equal a **minimum of 6 credits**.

Mitigation Measures			Credits
<b>Reduce number of applications</b> - Reduced number of applications of Enlist products per year. Applications may be made at any time during crop development but must maintain a minimum 12-day retreatment interval.	3 applications		0
	2 applications		2
	1 application		4
<b>Residue Tillage Management:</b> no till, strip-till, ridge-till and mulch-till			4
<b>Vegetative Filter Strips</b>	30 ft off-field vegetative buffer on down slope	HSG A or B	2
		HSG C or D	0
	100 ft off-field vegetative buffer on down slope	HSG A or B	4
		HSG C or D	1
<b>Field border:</b> border with dense vegetative stands with a minimum width of 30 ft.			2
<b>Cover Crop</b>			2
<b>Vegetative Barrier:</b> Permanent strips of dense vegetation along the contours of the field with a minimum width of 3 ft.			2
<b>Contour Buffer Strips or Terrace</b>			2
<b>Grassed Waterway</b>			2
<b>Water and Sediment Basin</b>			1
<b>Contour Farming or Contour Strip Cropping</b>			1

\*Hydrologic Soil Group (HSG) definitions: A = Sand, loamy sand, or sandy loam; B = Sandy clay loam; C = Silt loam or loam; D = Clay loam, silty clay loam, sandy clay, silty clay or clay.

Applicators/Land Managers must meet minimum criteria described for each mitigation measure as outlined on [Enlist.com/mitigationmeasures](http://Enlist.com/mitigationmeasures) to receive credits.

## Sprayer Clean-Out

To avoid injury to desirable plants, thoroughly clean equipment used to apply this product before using it to apply other chemicals.

### For glyphosate-tolerant corn:

If the crop following the application of Enlist Duo is an application to glyphosate-tolerant corn, rinse the spray equipment with clean water at least 10% of the total tank volume.

### For all other crops:

1. Completely drain the spray system, including pump, lines and spray boom, for at least 5 minutes.
2. Fill the spray tank with clean water to at least 10% of the total tank volume and circulate the solution through the entire system so that all internal surfaces are contacted for at least 15 minutes to complete the first rinse of the application equipment. Spray the solution out of the spray tank through the boom.
3. Completely drain the spray system, including lines and spray boom, for at least 5 minutes; remove and clean filters and strainers.
4. During the second rinse, fill the container to at least 10% of the total tank volume with clean water. The addition of tank cleaning agents may be used at the manufacturer's recommended rates. Circulate the solution through the entire system for at least 15 to 20 minutes. Let the solution stand for several hours, preferably overnight. Spray the solution out of the spray tank through the boom.
5. Completely drain the spray system, including lines and spray boom, for at least 5 minutes.
6. Fill the container with clean water to at least 10% of the total tank volume and circulate the solution through the entire system so that all internal surfaces are contacted for at least 15 minutes to complete the third rinse of the application equipment. Spray the solution out of the spray tank through the boom.
7. Completely drain the spray system, remove nozzle tips and strainers and clean them separately.



## Enlist Duo – Alone

This product mixes readily with water. Mix spray solutions of this product as follows:

1. Fill the mixing or spray tank with the required amount of clean water.
2. Add the specified amount of this product near the end of the filling process and mix well. During mixing and application, foaming of the spray solution may occur. To prevent or minimize foaming, avoid the use of mechanical agitators, and terminate by-pass and return lines at the bottom of the tank.

### Note:

- Use approved anti-back siphoning devices where required by state or local regulations to avoid siphoning back into the carrier source.
- Reduced results may occur if water containing soil is used, such as visibly muddy water or water from ponds and ditches that is not clear.

## Tank-Mix Sequence Procedures

Find the list of qualified tank mix partners at [Enlist.com/TankMix](http://Enlist.com/TankMix).

- Start with a clean sprayer before mixing a load with Enlist Duo herbicide.
- Recommended water carrier volume with Enlist herbicides is 10-15 gallons per acre.
- Do not use less than 10 gallons of water.
- Consult [Enlist.com/TankMix](http://Enlist.com/TankMix) or Enlist Product Use Guide for qualified nozzles and corresponding pressure ranges.
- For more tips on sprayer set up, visit [Enlist.com](http://Enlist.com).

### Mixing Steps

Begin with half-tank full of water carrier. Begin agitation and continue throughout mixing process. Add products in order, one at a time, allowing time for thorough mixing before adding the next product:

1. AMS / water conditioning agents
2. Pre-slurry water-soluble packets.
3. Wettable powders/dry flowables.
4. Compatibility agents
5. Liquid flowables.
6. Capsule suspension (CS) or suspension emulsion (SE).
7. Emulsifiable concentrate (EC).
8. Soluble liquids (SL)
9. Crop Oil Concentrate (COC), NIS, or other adjuvants
10. Top off with water carrier.

## Application Equipment and Application Methods

**Chemigation:** Do not apply this product through any type of irrigation system.

**Aerial Application:** Do not aerially apply this product.

Apply Enlist Duo with the following application equipment: Apply spray solutions in properly maintained and calibrated equipment capable of delivering desired volumes.

### Ground Broadcast Spray

Boom, pull-type sprayer, floaters, pick-up sprayers, spray coupes and other ground broadcast equipment. Use the minimum boom height based upon the nozzle manufacturer's specifications. Spray drift potential is increased as boom height increases. Spray drift can be minimized if nozzle height is not greater than maximum height recommended by nozzle manufacturer for the nozzle selected. Do not apply greater than 24" above the crop canopy. Find the listing of nozzles and pressures on [Enlist.com/TankMix](http://Enlist.com/TankMix). This website specifies which nozzles are allowed for use when applying Enlist herbicides.

Use the specified rates of this product as a broadcast spray. As the density of weeds increases, increase spray volume within the specified range to ensure complete coverage. Check for even distribution of spray droplets.

### Uses

Applications may be made to control any weeds listed in the annual and perennial tables.

This product may be applied during fallow intervals preceding planting, prior to planting or transplanting, at-planting, or preemergence to annual and perennial crops listed on this label, except where specifically limited. For any crop **not** listed on this label, applications must be made a minimum of 30 days prior to planting.

### Precautions:

- The use directions are based upon a clean start at planting by using a burndown application or tillage to control existing weeds before crop emergence.
- In no-till and stale seedbed systems, a preplant burndown application is required to control existing weeds prior to crop emergence. No till will result in credits to satisfy mitigation requirements (See Management of Runoff section).
- Prior to application, follow all directions in Spray Drift Management and Management of Runoff sections for all applications.

### Restrictions:

- Do not harvest or feed treated vegetation for 8 weeks following application unless otherwise specified.
- **Crop Rotation/Plant-back Interval:** For any crop not listed in this section, do not apply less than 30 days prior to planting.
- Do not apply this product when soil is saturated or at field capacity, or when a storm event likely to produce runoff from the treated area is forecasted (by NOAA/National Weather Service, or other similar forecasting service) to occur within 48 hours following application.
- Do not irrigate treated fields within 48 hours of application.
- Do not apply less than 12 days between applications.
- Do not aerially apply this product.
- Enlist Duo is approved for use in the following states: Alabama, Arizona, Arkansas, Colorado, Delaware, Florida, Georgia, Illinois, Indiana, Iowa, Kansas, Kentucky, Louisiana, Maryland, Michigan, Minnesota, Mississippi, Missouri, Nebraska, New Jersey, New Mexico, New York, North Carolina, North Dakota, Ohio, Oklahoma, Pennsylvania, South Carolina, South Dakota, Tennessee, Texas, Virginia, West Virginia, and Wisconsin. Do not use in any other state.
- **Endangered Species Advisory/Protection Requirements:** This product may have effects on federally listed threatened or endangered species or their critical habitat in some locations. When using this product, you must follow the measures controlling the product use relevant to your location for the protection of Endangered Species. You must obtain a Bulletin no earlier than six months before using this product. To obtain Bulletins, consult <http://www.epa.gov/espp/>, call 1-844-447-3813, or email [ESPP@epa.gov](mailto:ESPP@epa.gov). You must use the Bulletin valid for the month in which you will apply the product.
- **Do not use** Enlist Duo in the following counties:

State	County
Alabama	Covington
Arizona	Yuma, Pinal or Pima counties in areas south of Interstate Highway 8 and west of US Highway 85. In Yuma, Pinal, Maricopa, Pima, La Paz, and Santa Cruz counties, do not use Enlist Duo on land administered by the US Fish and Wildlife Service or National Park Service
Colorado	Weld
Florida	Brevard, Broward, Charlotte, Collier, DeSoto, Glades, Hardee, Hendry, Highlands, Hillsborough, Indian River, Jackson, Lee, Manatee, Martin, Miami-Dade, Okeechobee, Orange, Osceola, Palm Beach, Polk, Santa Rosa, Sarasota, and St. Lucie

Georgia	Baker, Berrien, Brooks, Burke, Calhoun, Early, Irwin, Lee, Miller, Screven, Worth
Louisiana	Natchitoches
New York	Genesee, Seneca, Wayne
Pennsylvania	Adams, Berks, Chester, Cumberland, Lancaster, Lebanon, and York
South Carolina	Orangeburg
Tennessee	Wilson
Texas	Bastrop, Bell, Burleson, Cameron, Colorado, Hidalgo, Hill, McLennan, Milam, Nueces, Refugio, Robertson, San Patricio, Victoria, Willacy, and Williamson

## Enlist Corn

These directions are for use on ENLIST Corn. Information on crop varieties containing these traits may be obtained from your seed supplier.

### Carriers and Spray Volumes

Apply in a broadcast spray volume of water ranging from 10 to 15 gallons per acre for best results. Do not apply less than 10 gallons total spray volume per acre. Do not substitute water with nitrogen solutions or other fertilizer as carrier.

### Preplant (Burndown) Through Preemergence

Make a single application of 3.5 to 4.75 pints of Enlist Duo per acre. Use the upper end of the rate range for less susceptible weeds, more mature weeds, or weeds under stress. Refer to Weed Control section for specific weed height and use rate information. Apply any time before or after planting, to control weed seedlings or existing cover crops.

### Postemergence

Apply 4.75 pints of Enlist Duo per acre. Apply when weeds are small and corn is no larger than V8 growth stage or 30 inches (free standing) tall, whichever occurs first. For corn heights 30 to 48 inches (free standing), apply only using ground application equipment using drop nozzles aligned to avoid spraying into the whorl of corn plants. Make one to two applications with a minimum of 12 days between applications.

### Precautions:

- Application may result in temporary, cosmetic injury in the form of spotting or temporary plant leaning. This crop response will not affect long-term crop development or yield.
- Prior to application, follow all directions in Spray Drift Management and Management of Runoff sections for all applications.

### Restrictions:

- These use directions are only for field corn identified as containing the Enlist trait.
- **Preharvest Interval:** Do not apply within 50 days of forage harvest.
- Do not apply more than one preemergence application and no more than two postemergence applications per year. Using fewer applications will result in credits to satisfy the mitigation requirements (see Management of Runoff section).
- Do not apply more than 4.75 pints (1.0 lb 2,4-D a.e. and 1.0 lb glyphosate a.e.) of Enlist Duo per acre per application.
- Do not apply more than 14.25 pints (3.0 lbs 2,4-D a.e. and 3.0 lbs glyphosate a.e.) of Enlist Duo per acre per year.
- Do not apply more than 3.0 lbs 2,4-D a.e. per acre per year.
- Do not apply Enlist Duo as a preharvest application or as an application to corn later than the V8 stage of corn that is more than 48 inches (free standing).
- Do not aerially apply this product.

## Corn – Not Containing the Enlist Trait

**Labeled Crops:** Field corn, seed corn, sweet corn, popcorn

### **Carriers and Spray Volumes**

Apply in a broadcast spray volume of water ranging from 10 to 15 gallons per acre for best results. Do not apply less than 10 gallons total spray volume per acre. Do not substitute water with nitrogen or other fertilizer solutions as carrier.

### **Preplant (Burndown)**

Apply 3.5 to 4.75 pints of Enlist Duo per acre 7 to 14 days before planting corn to control emerged grass and broadleaf weeds. Use the upper end of the rate range for less susceptible weeds, more mature weeds, or weeds under stress. Refer to Weed Control section for specific weed height and use rate information.

### **Preemergence**

Apply 3.5 to 4.75 pints of Enlist Duo per acre 3 to 5 days after planting, but before corn emerges, to control grass and broadleaf weed seedlings or existing cover crops. Use the upper end of the rate range for less susceptible weeds, more mature weeds, or weeds under stress. Refer to Weed Control section for specific weed height and use rate information.

### **Postharvest**

Allow weeds to regrow after any damage incurred during harvest and recover from environmental stress before applying this product. Apply 4.75 pints of Enlist Duo per acre. Apply prior to heading of grass weeds and, if possible, before broadleaf weeds are more than 24 inches tall.

### **Precautions:**

- For best results, do not apply to light sandy soils as a preplant or preemergence application.
- Using fewer applications will result in credits to satisfy the mitigation requirements (see Management of Runoff section).
- Prior to application, follow all directions in Spray Drift Management and Management of Runoff sections for all applications.

### **Restrictions:**

- Do not aerially apply this product.
- Do not apply more than 9.50 pints (2.0 lbs 2,4-D a.e. and 2.0 lbs glyphosate a.e.) of Enlist Duo per acre per year.
- Do not apply more than 4.75 pints (1.0 lb 2,4-D a.e. and 1.0 lb glyphosate a.e.) of Enlist Duo per acre per application.

## **ENLIST Soybeans**

These directions are for use with soybeans containing the Enlist trait. Information on crop varieties containing these traits may be obtained from your seed supplier.

### **Carriers and Spray Volumes**

Apply in a broadcast spray volume of water ranging from 10 to 15 gallons per acre for best results. Do not apply less than 10 gallons total spray volume per acre. Do not substitute water with nitrogen or other fertilizer solutions as carrier.

### **Preplant (Burndown) Through Preemergence**

Make a single application of 3.5 to 4.75 pints of Enlist Duo per acre. Use the upper end of the rate range for less susceptible weeds, more mature weeds, or weeds under stress. Refer to Weed Control section for specific weed height and use rate information. Apply any time before or after planting, but before soybean emerges, to control weed seedlings or existing cover crops.

### **Postemergence**

Apply 4.75 pints of Enlist Duo per acre. Apply when weeds are no larger than 6 inches and any time after soybean emergence through the R1 growth stage. Refer to Weed Control section for specific weed height and use rate information. Make one to two applications with a minimum of 12 days between applications.

**Precaution:**

- Prior to application, follow all directions in Spray Drift Management and Management of Runoff sections for all applications.

**Restrictions:**

- **Preharvest Interval:** Do not apply within 50 days of harvest.
- Do not graze treated soybean.
- Do not harvest for forage or hay.
- Do not apply more than one preemergence application and no more than two postemergence applications per year. Using fewer applications will result in credits to satisfy the mitigation requirements (see Management of Runoff section).
- Do not apply after R1 growth stage.
- Do not apply more than 4.75 pints (1.0 lb 2,4-D a.e. and 1.0 lb glyphosate a.e.) of Enlist Duo per acre per application.
- Do not apply more than 14.25 pints (3.0 lbs 2,4-D a.e. and 3.0 lbs glyphosate a.e.) of Enlist Duo per acre per year.
- Do not apply more than 3.0 lbs 2,4-D a.e. per acre per year.
- Do not aerially apply this product.

## Soybean – Not Containing the Enlist Trait

**Carriers and Spray Volumes**

Apply in a broadcast spray volume of water ranging from 10 to 15 gallons per acre for best results. Do not apply less than 10 gallons total spray volume per acre. Do not substitute water with nitrogen or other fertilizer solutions as carrier.

**Preplant (Burndown)**

Apply up to 4.75 pints per acre not less than 14 days prior to planting soybeans. Refer to Weed Control section for specific weed height and use rate information. See Precautions and Restrictions in this section.

**Precautions:**

- **Note:** Unacceptable injury to soybeans planted in treated fields may occur. Whether soybean injury occurs and the extent of such injury depends upon weather (temperature and rainfall) from herbicide application until soybean emergence, and agronomic factors, such as the amount of weed vegetation and previous crop residue present at the time of application. Injury is more likely under cool rainy conditions and where there is less weed vegetation and crop residue present.
- In treated fields, plant soybean seed as deep as practical, but not less than 1 inch deep. Adjust the planter, if necessary, to ensure that planted seed is adequately covered.
- Do not apply Enlist Duo as a preplant application in soybeans unless soybean injury is acceptable, including possible stand loss and/or yield reductions.
- Prior to application, follow all directions in Spray Drift Management and Management of Runoff sections for all applications.

**Restrictions:**

- Do not disturb treated soil through tillage between application and planting of soybeans.
- Do not use on sandy soils with less than 1% organic matter.
- Do not make more than one application per season regardless of the amount of product applied.
- During the growing season following application, do not replant treated fields with crops other than those labeled for use with 2,4-D and glyphosate.
- Do not apply more than 4.75 pints (1.0 lb 2,4-D and 1.0 lb glyphosate a.e.) of Enlist Duo per acre per year.

- Do not aerially apply this product.

## **Enlist Cotton**

These directions are for use on Enlist Cotton. Information on crop varieties containing these traits may be obtained from your seed supplier.

### **Carriers and Spray Volumes**

Apply in a broadcast spray volume of water ranging from 10 to 15 gallons per acre for best results. Do not apply less than 10 gallons total spray volume per acre. Do not substitute water with nitrogen or other fertilizer solutions as carrier.

### **Preplant (Burndown) Through Preemergence**

Make a single application of 3.5 to 4.75 pints of Enlist Duo per acre. Use the upper end of the rate range for less susceptible weeds, more mature weeds, or weeds under stress. Refer to Weed Control section for specific weed height information. Apply any time after planting, to control weed seedlings or existing cover crops.

### **Postemergence**

Apply 4.75 pints of Enlist Duo per acre. Apply when weeds are no larger than 6 inches and any time after cotton emergence up to first white bloom. Refer to Weed Control section for specific weed height and use rate information. Make one to two postemergence applications with a minimum of 12 days between applications.

### **Precaution:**

- Prior to application, follow all directions in Spray Drift Management and Management of Runoff sections for all applications.

### **Restrictions:**

- These use directions are only for cotton identified as containing the Enlist trait.
- There are no feeding or grazing restrictions when applying Enlist Duo to cotton.
- Do not apply more than one preemergence application and no more than two postemergence applications per year. Using fewer applications will result in credits to satisfy the mitigation requirements (see Management of Runoff section).
- Do not apply after first white bloom.
- Do not apply more than 4.75 pints (1.0 lb 2,4-D a.e. and 1.0 lb glyphosate a.e.) of Enlist Duo per acre per application
- Do not apply more than 14.25 pints (3.0 lbs 2,4-D a.e. and 3.0 lbs glyphosate a.e.) of Enlist Duo per acre per year.
- Do not apply more than 3.0 lbs 2,4-D a.e. per acre per year.
- Do not aerially apply this product.

## **Fallow Systems to be Planted to Corn, Soybeans or Cotton**

### **Fallow**

This product may be applied during the fallow period prior to planting or emergence of any crop listed on this label. This product may be used as a substitute for tillage to control annual weeds in fallow fields. Broadcast treatments will control or suppress many perennial weeds in fallow fields. Apply 4.75 pints of Enlist Duo per acre. Do not apply more than 14.25 pints of Enlist Duo per acre within the calendar year. Refer to Weed Control section for weeds controlled and use rate information. Plant only labeled crops within 30 days following application.

### **Carriers and Spray Volumes**

Apply in a broadcast spray volume of water ranging from 10 to 15 gallons per acre for best results. Do not apply less than 10 gallons total spray volume per acre. Do not substitute water with nitrogen or other fertilizer solutions as carrier.

**Precaution:**

- Prior to application, follow all directions in Spray Drift Management and Management of Runoff sections for all applications.

**Restrictions**

- Do not aerially apply this product.
- Do not apply more than 4.75 pints (1.0 lb 2,4-D a.e. and 1.0 lb glyphosate a.e.) of Enlist Duo per acre per application
- Do not apply more than 14.25 pints (3.0 lbs 2,4-D a.e. and 3.0 lbs glyphosate a.e.) of Enlist Duo per acre per year.
- Do not apply more than 3.0 lbs 2,4-D a.e. per acre per year.

**Weed Control**

Apply this product to actively growing weeds. Apply 4.75 pints of this product per acre for all postemergence uses with Enlist crops. Apply when weeds are 6 inches tall or less. Water carrier volumes of 10 to 15 gallons per acre are required for best results. Do not apply less than 10 gallons total spray volume per acre.

This product will not control grass weed biotypes that are glyphosate resistant. Always apply 3.5 to 4.75 pints per acre.

Hard to control weeds, such as Palmer amaranth, may require a total program approach including soil applied residual herbicide(s) followed by a single or sequential post herbicide application. Glyphosate resistant Palmer amaranth may require application at smaller growth stages and may require additional herbicide application(s) with alternative modes of action.

Below-ground portions of perennial weeds may not be completely controlled with single applications and follow-up applications may be required if regrowth occurs.

**Controlled Weeds Table:**

**Annual Weeds:**

ammannia, purple <sup>4</sup>	falseflax, smallseed	pigweed, smooth
annoda, spurred <sup>4</sup>	fiddleneck <sup>4</sup>	prickly lettuce
barley <sup>4</sup>	fiddleneck, pennycress	puncturevine
barnyardgrass <sup>4</sup>	field pennycress filaree <sup>4</sup>	purslane
bassia, fivehook <sup>4</sup>	fleabane, annual	radish, wild
beggarweed, Florida <sup>4</sup>	fleabane, hairy ( <i>Conyza bonariensis</i> )	ragweed, common
bittercress, bitterweed	fleabane, rough	ragweed, giant
bluegrass, annual <sup>4</sup>	Florida pusley	red rice <sup>4</sup>
bluegrass, bulbous <sup>4</sup>	foxtail (giant, bristly, yellow) <sup>4</sup>	Russian thistle
brome, downy <sup>1, 4</sup>	foxtail, green <sup>4</sup>	rye, volunteer/cereal <sup>1, 4</sup>
brome, Japanese <sup>4</sup>	geranium, Carolina	ryegrass <sup>4</sup>
broomweed, common	goatgrass, jointed <sup>4</sup>	salsify, western
browntop panicum <sup>4</sup>	goosegrass <sup>4</sup>	sandbur, field <sup>4</sup>
buckwheat, wild <sup>4</sup>	grain sorghum (milo) <sup>4</sup>	sandbur, longspine <sup>4</sup>
burcucumber <sup>4</sup>	groundsel, common <sup>4</sup>	shattercane <sup>4</sup>
burdock	groundcherry <sup>4</sup>	shepherd's-purse
buttercup	hemp sesbania	sicklepod
Carolina foxtail <sup>4</sup>	henbit <sup>4</sup>	signalgrass, broadleaf
Carolina geranium	horseweed/marestail ( <i>Conyza canadensis</i> )	smartweed, ladysthumb
carpetweed	itchgrass <sup>4</sup>	smartweed, Pennsylvania
cheat <sup>1, 4</sup>	jewelweed	sowthistle, annual
chervil <sup>4</sup>	jimsonweed	Spanishneedles
chickweed <sup>4</sup>		speedwell, purslane <sup>4</sup>
cinquefoil, common		sprangletop <sup>4</sup>

cinquefoil, rough cocklebur copperleaf, hophornbeam copperleaf, Virginia corn, volunteer (glyphosate susceptible) corn speedwell <sup>4</sup> crabgrass <sup>4</sup> croton, Texas croton, woolly crowfootgrass <sup>4</sup> cutleaf evening primrose dayflower, benghal devilsclaw (unicorn plant) <sup>4</sup> dwarfdandelion eastern mannagrass <sup>4</sup> eclipta eveningprimrose, common fall panicum <sup>4</sup> falsedandelion	johnsongrass, seedling <sup>4</sup> junglerice <sup>4</sup> knotweed kochia <sup>2, 4</sup> lambsquarters little barley <sup>4</sup> London rocket <sup>4</sup> mallow, Venice mayweed morningglory ( <i>Ipomoea</i> spp.) mustard, blue <sup>4</sup> mustard, tansy mustard, tumble mustard, wild nightshade, black nightshade, hairy oats Palmer amaranth <sup>3</sup> pepperweed pigweed, redroot	spurge, prostrate <sup>4</sup> spurge, spotted <sup>4</sup> spurry, umbrella <sup>4</sup> stinkgrass <sup>4</sup> sunflower sweetclover teaweed/prickly sida <sup>4</sup> Texas panicum <sup>4</sup> thistle, musk velvetleaf vervain vetch Virginia pepperweed waterhemp <sup>3</sup> wheat <sup>1, 4</sup> wheat (over-wintered) <sup>4</sup> wild oats <sup>4</sup> wild proso millet <sup>4</sup> witchgrass <sup>4</sup> woolly cupgrass <sup>4</sup> yellow rocket
--	---	--

<sup>1</sup>Performance is better if application is made before this weed reaches the boot stage of growth.

<sup>2</sup>Do not treat kochia in the button stage.

<sup>3</sup>Hard to control weeds, such as Palmer amaranth or waterhemp, may require a total program approach including soil-applied residual herbicide(s) followed by a single or sequential post herbicide application. Glyphosate-resistant Palmer amaranth may require application at smaller growth stage.

<sup>4</sup>Glyphosate-resistant biotypes of weeds with low sensitivity to 2,4-D will not be controlled.

**Perennial Weeds:**

- Alfalfa: Make applications after the last hay cutting in the fall. Allow alfalfa to regrow to a height of 6 to 8 inches or more prior to treatment. Follow applications with deep tillage at least 7 days after treatment, but before soil freeze-up.
- Bindweed, field: Do not treat when weeds are under drought stress as good soil moisture is necessary for active growth. For suppression on irrigated agricultural land, apply 4.75 pints of this product in 10 to 15 gallons of water per acre for ground applications only. Apply when the bindweed is actively growing and the majority of runners are 12 inches or more in length. The use of at least one irrigation will promote active bindweed growth.
- Dandelion: Best results achieved when most plants have reached the early bud stage of growth.
- Dock, curly: Apply when most plants have reached the early bud stage of growth.
- Dogbane, hemp: For suppression, delay applications until maximum emergence of dogbane has occurred. Best results are achieved when most plants have reached the late bud to flower stage of growth, but application must be made before corn is 48 inches tall.
- Jerusalem artichoke: For suppression, apply when most plants are in the early bud stage.
- Milkweed, common: For suppression, apply when most plants have reached the late bud to flower stage of growth.
- Pokeweed, common: Apply to actively growing plants up to 24 inches tall.
- Smartweed, swamp: For suppression, apply when most plants have reached the early bud stage of growth.
- Sowthistle, perennial: For suppression, apply when most plants are at or beyond the bud stage of growth.
- Thistle, Canada: Apply when most plants are at or beyond the bud stage of growth. Allow rosette regrowth to a minimum of 6 inches in diameter before treating. Make applications as long as leaves are still green and plants are actively growing at the time of application.



---

**Terms and Conditions of Use**

---

If terms of the following Warranty Disclaimer, Inherent Risks of Use and Limitation of Remedies are not acceptable, return unopened package at once to the seller for a full refund of purchase price paid. To the extent permitted by law, use by the buyer or any other user constitutes acceptance of the terms under Warranty Disclaimer, Inherent Risks of Use and Limitation of Remedies..

---

**Warranty Disclaimer**

---

Corteva Agriscience warrants that this product conforms to the chemical description on the label and is reasonably fit for the purposes stated on the label when used in strict accordance with the directions, subject to the inherent risks set forth below. To the extent permitted by law, Corteva Agriscience MAKES NO OTHER EXPRESS OR IMPLIED WARRANTY OF MERCHANTABILITY OR FITNESS FOR A PARTICULAR PURPOSE OR ANY OTHER EXPRESS OR IMPLIED WARRANTY.

---

**Inherent Risks of Use**

---

It is impossible to eliminate all risks associated with use of this product. Crop injury, lack of performance, or other unintended consequences may result because of such factors as use of the product contrary to label instructions (including conditions noted on the label, such as unfavorable temperatures, soil conditions, etc.), abnormal conditions (such as excessive rainfall, drought, tornadoes, hurricanes), presence of other materials, the manner of application, or other factors, all of which are beyond the control of Corteva Agriscience or the seller. Corteva Agriscience will not be responsible for losses or damages resulting from the use of this product in any manner not specifically directed by Corteva Agriscience. To the extent permitted by law, all such risks associated with non-directed use shall be assumed by buyer and/or user.

---

**Limitation of Remedies**

---

To the extent permitted by law, the exclusive remedy for losses or damages resulting from this product (including claims based on contract, negligence, tort, strict liability, or other legal theories), shall be limited to, at Corteva Agriscience's election, one of the following:

1. Refund of purchase price paid by buyer or user for product bought, or
2. Replacement of amount of product used.

To the extent permitted by law, Corteva Agriscience shall not be liable for losses or damages resulting from handling or use of this product unless Corteva Agriscience is promptly notified of such loss or damage in writing. To the extent permitted by law, in no case shall Corteva Agriscience be liable for consequential, incidental or special damages or losses.

The terms of the Warranty Disclaimer, Inherent Risks of Use and this Limitation of Remedies cannot be varied by any written or verbal statements or agreements. No employee or sales agent of Corteva Agriscience or the seller is authorized to vary or exceed the terms of the Warranty Disclaimer or this Limitation of Remedies in any manner.

™®Trademarks of Corteva Agriscience and its affiliated companies

EPA accepted \_\_/\_\_/\_\_

# Supplemental Labeling



**Corteva Agriscience LLC      9330 Zionsville Road      Indianapolis, IN 46268-1054 USA**

2,4-D CHOLINE SALT	GROUP	4	HERBICIDE
GLYPHOSATE DMA SALT	GROUP	9	HERBICIDE

## Enlist Duo®

EPA Reg. No. 62719-649

**This Supplemental Labeling Expires on September 30, 2023  
Do Not Use or Distribute After Expiration Date.**

<b>ATTENTION</b>
<ul style="list-style-type: none"> <li>• This supplemental labeling supersedes the container labeling.</li> <li>• Product users must follow the instructions of this labeling after January 11, 2022.</li> <li>• It is a violation of Federal law to use this product in a manner inconsistent with its labeling.</li> <li>• This labeling must be in the possession of the user at the time of application.</li> </ul>

**For control of emerged annual and perennial broadleaf weeds, use as a preplant, preemergence and postemergence herbicide on Enlist® corn, soybeans and cotton. Enlist herbicides with Colex-D® technology are the ONLY 2,4-D containing products authorized and specifically labeled for use with Enlist crops.**

**Use as a non-selective burndown; chemical fallow; use as a preplant and preemergence herbicide on non-Enlist corn, and use as a preplant herbicide on non-Enlist soybeans.**

**Do not allow contact of herbicide with foliage, green stems, exposed non-woody roots or fruit of crops, desirable plants and trees because severe injury or destruction may result.**

**Approved for use only in certain geographical areas. Read and follow all label instructions.**

Active Ingredient(s):

glyphosate: N-(phosphonomethyl)glycine, dimethylammonium salt .....	22.1%
2,4-Dichlorophenoxyacetic acid, choline salt .....	24.4%
Other Ingredients .....	53.5%
Total .....	100.0%

2,4-dichlorophenoxyacetic acid equivalent – 16.62% - 1.6 lb/gal  
glyphosate acid equivalent – 17.48% - 1.7 lb/gal

<b>ACCEPTED</b>
Mar 29, 2022
Under the Federal Insecticide, Fungicide and Rodenticide Act as amended, for the pesticide registered under EPA Reg. No. 62719-649

## Keep Out of Reach of Children

# WARNING AVISO

Si usted no entiende la etiqueta, busque a alguien para que se la explique a usted en detalle. (If you do not understand the label, find someone to explain it to you in detail.)

### **Agricultural Use Requirements**

Use this product only in accordance with its labeling and with the Worker Protection Standard, 40 CFR Part 170. Refer to the label booklet under "Agricultural Use Requirements" in the Directions for Use section for information about this standard.

---

### **Precautionary Statements**

---

#### **Hazards to Humans and Domestic Animals**

## WARNING

**Causes Substantial But Temporary Eye Injury • Harmful If Swallowed • Prolonged Or Frequently Repeated Skin Contact May Cause Allergic Reactions In Some Individuals**

**Do not get in eyes or on clothing.**

### **Personal Protective Equipment (PPE)**

**All mixers, loaders, applicators, flaggers, and handlers must wear:**

- Long-sleeved shirt and long pants
- Shoes and socks, plus
- Waterproof gloves
- Protective eyewear (goggles, faceshield, or safety glasses)
- Chemical-resistant apron when mixing or loading, cleaning up spills or equipment, or otherwise exposed to the concentrate

See engineering controls for additional requirements

Follow manufacturer's instructions for cleaning/maintaining PPE. If no such instructions for washables exist, use detergent and hot water. Keep and wash PPE separately from other laundry.

### **Engineering Controls**

When handlers use closed systems or enclosed cabs in a manner that meets the requirements listed in Worker Protection Standard (WPS) for agricultural pesticides [40 CFR 170.607(d-e)], the handler PPE requirements may be reduced or modified as specified in the WPS.

### **User Safety Recommendations**

Users should:

- Wash hands thoroughly with soap and water after handling and before eating, drinking, chewing gum, using tobacco, or using the toilet. Remove and wash contaminated clothing before reuse.
- Remove clothing/PPE immediately if pesticide gets inside. Then wash thoroughly and put on clean clothing. If pesticide gets on skin, wash immediately with soap and water.
- Remove PPE immediately after handling this product. Wash the outside of gloves before removing. As soon as possible, wash thoroughly and change into clean clothing.

### **First Aid**

**If in eyes:** Hold eye open and rinse slowly and gently with water for 15-20 minutes. Remove contact lenses, if present, after the first 5 minutes, then continue rinsing eye. Call a poison control center or doctor for treatment advice.

**If swallowed:** Call a poison control center or doctor immediately for treatment advice. Have person sip a glass of water if able to swallow. Do not induce vomiting unless told to do so by a poison control center or doctor. Do not give anything by mouth to an unconscious person.

Have the product container or label with you when calling poison control center (1-800-222-1222) or doctor, or going for treatment. You may also contact 1-800-992-5994, for emergency medical treatment information.

### **Environmental Hazards**

This pesticide is toxic to fish and aquatic invertebrates. Do not apply directly to water, to areas where surface water is present, or to intertidal areas below the mean high-water mark. Do not contaminate water when disposing of equipment washwaters or rinsate. Drift or runoff may adversely affect aquatic invertebrates, sensitive wetland environments, and non-target plants. Drift and runoff may be hazardous to aquatic organisms in water adjacent to treated areas.

This product is toxic to plants and may adversely impact the forage and habitat of non-target organisms, including pollinators, in areas adjacent to the treated site. Protect the forage and habitat of non-target organisms by following label directions intended to minimize spray drift and runoff.

This product is moderately toxic to bees on an acute basis, and may cause chronic risk to pollinators or other terrestrial invertebrates. Do not apply this product to blooming vegetation or if bees or other pollinating insects are visiting the treatment area

This product may impact surface water quality due to runoff of rainwater. This is especially true for poorly draining soils and soils with shallow ground water. This product is classified as having high potential for reaching surface water via runoff for several days to months after application.

A level, well-maintained vegetative buffer strip between areas to which this product is applied and surface water features such as ponds, streams, and springs will reduce the potential loading of 2,4-D from runoff water and sediment. Runoff of this product will be reduced by avoiding applications when rainfall or irrigation is expected to occur within 48 hours. Sound erosion control practices will reduce this product's potential to reach aquatic sediment via runoff.

2,4-D and glyphosate are known to leach through soil into groundwater under certain conditions as a result of label use. This chemical may leach into groundwater if used in areas where soils are permeable, particularly where the water table is shallow. Application around a cistern or well may result in contamination of drinking water or ground water.

### **Physical and Chemical Hazards**

Spray solutions of this product must be mixed, stored and applied using only stainless steel, aluminum, fiberglass, plastic or plastic lined containers.

**Do not mix, store or apply this product or spray solutions of this product in galvanized steel or unlined steel (except stainless steel) containers or spray tanks.** This product, or spray solutions of this product, reacts with such containers and tanks to produce hydrogen gas that may form a highly combustible gas mixture. This gas mixture could flash or explode, causing serious personal injury, if ignited by open flame, spark, welder's torch, lighted cigarette or other ignition source.

---

### **Directions for Use**

---

It is a violation of Federal law to use this product in a manner inconsistent with its labeling.

Read all Directions for Use carefully before applying.

Do not apply this product in a way that will contact workers or other persons, either directly or through drift. Only protected handlers may be in the area during application. For any requirements specific to your state or tribe, consult the agency responsible for pesticide regulation.

### **Endangered Species**

It is a Federal offense to use any pesticide in a manner that results in an unauthorized “take” (e.g., kill or otherwise harm) of an endangered species and certain threatened species, under the Endangered Species Act section 9. When using this product, you must follow the measures contained in the Endangered Species Protection Bulletin for the area in which you are applying the product. You must obtain a Bulletin no earlier than six months before using this product. To obtain Bulletins, consult <http://www.epa.gov/espp/>, call 1-844-447-3813, or email [ESPP@epa.gov](mailto:ESPP@epa.gov). You must use the Bulletin valid for the month in which you will apply the product.

Report ecological incidents: To report ecological incidents, including mortality, injury, or harm to non-target plants and animals call 1-855-ENLIST-1 (1-855-365-4781).

### **Tank-Mixing Instructions:**

Enlist Duo® may only be tank-mixed with products that have been tested and found not to adversely affect the spray drift properties of Enlist Duo. A list of those products may be found at [Enlist.com/TankMix](http://Enlist.com/TankMix)

It is the pesticide user’s responsibility to ensure that all products are registered for the intended use. Read and follow the applicable restrictions, limitations, and directions for use on all product labels involved in the tank mixture. Users must follow the most restrictive directions for use and precautionary statements of each product in the tank mixture.

### **DO NOT TANK-MIX ANY PRODUCT WITH Enlist Duo unless:**

1. You check the list of tested products found not to adversely affect the spray drift properties of Enlist Duo at [Enlist.com/TankMix](http://Enlist.com/TankMix) no more than 7 days before applying Enlist Duo; and
2. The product you tank-mix with Enlist Duo is identified on that list of tested products.

### **Agricultural Use Requirements**

Use this product only in accordance with its labeling and with the Worker Protection Standard, 40 CFR Part 170. This Standard contains requirements for the protection of agricultural workers on farms, forests, nurseries, and greenhouses, and handlers of agricultural pesticides. It contains requirements for training, decontamination, notification, and emergency assistance. It also contains specific instructions and exceptions pertaining to the statements on this label about personal protective equipment (PPE), and restricted entry interval. The requirements in this box only apply to uses of this product that are covered by the Worker Protection Standard.

Do not enter or allow worker entry into treated areas during the restricted entry interval (REI) of 48 hours.

PPE required for early entry to treated areas that is permitted under the Worker Protection Standard and that involves contact with anything that has been treated, such as plants, soil, or water, is:

- Long-sleeved shirt and long pants
- Waterproof gloves
- Shoes plus socks
- Protective eyewear (goggles, faceshield, or safety glasses)

### **Storage and Disposal**

Do not contaminate water, food, feed or seed by storage or disposal.

**Pesticide Storage:** Store in a cool, dry place. Store in original container. In case of leak or spill, contain material and dispose as waste.

**Pesticide Disposal:** Wastes resulting from the use of this product must be disposed of on site or at an approved waste disposal facility.

**Nonrefillable containers 5 gallons or less:**

**Container Handling:** Nonrefillable container. Do not reuse or refill this container.

Triple rinse or pressure rinse container (or equivalent) promptly after emptying. **Triple rinse** as follows: Empty the remaining contents into application equipment or a mix tank and drain for 10 seconds after the flow begins to drip. Fill the container 1/4 full with water and recap. Shake for 10 seconds. Pour rinsate into application equipment or a mix tank or store rinsate for later use or disposal. Drain for 10 seconds after the flow begins to drip. Repeat this procedure two more times. **Pressure rinse** as follows: Empty the remaining contents into application equipment or a mix tank and continue to drain for 10 seconds after the flow begins to drip. Hold container upside down over application equipment or mix tank or collect rinsate for later use or disposal. Insert pressure rinsing nozzle in the side of the container, and rinse at about 40 psi for at least 30 seconds. Drain for 10 seconds after the flow begins to drip. Then offer for recycling if available or puncture and dispose of in a sanitary landfill, or by incineration, or by other procedures allowed by state and local authorities.

**Refillable containers larger than 5 gallons:**

**Container Handling:** Refillable container. Refill this container with pesticide only. Do not reuse this container for any other purpose.

Cleaning the container before final disposal is the responsibility of the person disposing of the container. Cleaning before refilling is the responsibility of the refiller. To clean the container before final disposal, empty the remaining contents from this container into application equipment or a mix tank. Fill the container about 10% full with water and, if possible, spray all sides while adding water. If practical, agitate vigorously or recirculate water with the pump for two minutes. Pour or pump rinsate into application equipment or rinsate collection system. Repeat this rinsing procedure two more times. Then offer for recycling if available, or puncture and dispose of in a sanitary landfill, or by incineration, or by other procedures allowed by state and local authorities.

**Nonrefillable containers 5 gallons or larger:**

**Container Handling:** Nonrefillable container. Do not reuse or refill this container.

Triple rinse or pressure rinse container (or equivalent) promptly after emptying. **Triple rinse** as follows: Empty the remaining contents into application equipment or a mix tank. Fill the container 1/4 full with water. Replace and tighten closures. Tip container on its side and roll it back and forth, ensuring at least one complete revolution, for 30 seconds. Stand the container on its end and tip it back and forth several times. Turn the container over onto its other end and tip it back and forth several times. Empty the rinsate into application equipment or a mix tank or store rinsate for later use or disposal. Repeat this procedure two more times. **Pressure rinse** as follows: Empty the remaining contents into application equipment or a mix tank and continue to drain for 10 seconds after the flow begins to drip. Hold container upside down over application equipment or mix tank or collect rinsate for later use or disposal. Insert pressure rinsing nozzle in the side of the container, and rinse at about 40 psi for at least 30 seconds. Drain for 10 seconds after the flow begins to drip. Then offer for recycling if available, or puncture and dispose of in a sanitary landfill, or by incineration, or by other procedures allowed by state and local authorities.

## Product Information

Enlist Duo® herbicide is a systemic herbicide that is intended for control of emerged annual and perennial weeds. Glyphosate works by targeting an enzyme that is essential for plant growth. Enlist Duo is designed to be applied to corn, soybean, and cotton crops containing Enlist™ traits. These are patented genes that provide tolerance to Enlist Duo. Corn, soybeans, cotton or any other crop without the Enlist trait will be seriously damaged by foliar applications of Enlist Duo.

When this product is applied as directed and under the circumstances described, it controls annual and perennial weeds listed in this label.

**Time to Symptoms:** This product moves through the plant from the point of foliage contact to and into the root system. Visible effects include twisting of leaves and curvature of stems followed by a gradual wilting and yellowing of the plant that advances to complete browning of above-ground growth and deterioration of underground plant parts. Visible effects on most annual weeds occur within 2 to 4 days depending upon weed species.

**Stage of Weeds:** Apply when weeds are less than 6 inches in height. Annual weeds are easiest to control when they are small. Best control of most perennial weeds is obtained when treatment is made at late growth stages approaching maturity. Refer to the annual and perennial rate tables for specific weeds. When treating weeds with disease or insect damage, weeds heavily covered with dust, or weeds under poor growing conditions, reduced weed control may result.

**Rainfastness:** Enlist Duo is rainfast within 4 hours following application. See Use Restrictions for application prior to rainfall and/or mitigation.

**Spray Coverage:** For best results, spray coverage should be uniform and complete. Do not spray weed foliage to the point of runoff.

**Mode of Action:** 2,4-D, one of the active ingredients in this product, mimics the naturally occurring plant auxins and overloads the plant's auxin balance affecting vital processes, such as cell division and elongation, resulting in abnormal growth and plant death. Glyphosate works by targeting an enzyme that is essential for plant growth.

**Limited Soil Activity:** Though some suppression of annual weeds emerging soon after application may occur optimum control is achieved when the majority of weeds are emerged at the time of application.

**Biological Degradation:** Degradation of this product is primarily a biological process carried out by soil microbes.

## Herbicide Resistance Management

2,4-D, one of the active ingredients in this product, is a Group 4 herbicide (synthetic auxin). Glyphosate, the other active ingredient in this product, is a group 9 herbicide (inhibitor of EPSP synthase). Some naturally occurring weed biotypes that are tolerant (resistant) to 2,4-D or glyphosate may exist due to genetic variability in a weed population. Where resistant biotypes exist, the repeated use of herbicides with the same modes of action can lead to the selection for resistant weeds. Certain agronomic practices delay or reduce the likelihood that resistant weed populations will develop and can be utilized to manage weed resistance once it occurs.

Proactively implementing diversified weed control strategies to minimize selection for weed populations resistant to one or more herbicides is a best practice. A diversified weed management program may include the use of multiple herbicides with different modes of action and overlapping weed spectrum with or without tillage operations and/or other cultural practices. Research has demonstrated that using the labeled rate and directions for use is important to delay the selection for resistance.

The continued availability of this product depends on the successful management of the weed resistance program; therefore, it is very important to perform the following actions.

To aid in the prevention of developing weeds resistant to this product, the following steps must be followed:

- Scout fields before application to ensure herbicides and rates will be appropriate for the weed species and weed sizes present.
- Apply full rates of Enlist Duo for the most difficult to control weed in the field at the specified time (correct weed size) to minimize weed escapes.
- Scout fields after application to detect weed escapes or shifts in weed species.

- Report any incidence of non-performance of this product against a particular weed species to your Corteva retailer, representative or call 1-855-ENLIST-1(1-855-365-4781).
- Suspected Resistance: Indicators of suspected herbicide resistance include (1) failure to control a weed species normally controlled by the herbicide at the dose applied, especially if control is achieved on adjacent weeds; (2) a spreading patch of uncontrolled plants of a particular weed species; and (3) surviving plants mixed with controlled individuals of the same species. Likely resistant weeds are assumed to be present if any of these criteria are met.
- If resistance is suspected, treat weed escapes with an herbicide having a mode of action other than Group 4 or 9 and/or use non-chemical methods to remove escapes, as practicable, with the goal of preventing further seed production.

Additionally, users should follow as many of the following herbicide resistance management practices as practicable:

- Use a broad spectrum soil-applied herbicide with other modes of action as a foundation in a weed control program.
- Utilize sequential applications of herbicides with alternative modes of action.
- Rotate the use of this product with non-Group 4 and non-Group 9 herbicides.
- Incorporate non-chemical weed control practices, such as mechanical cultivation, crop rotation, cover crops and weed-free crop seeds, as part of an integrated weed control program.
- Thoroughly clean plant and soil residues from equipment before leaving fields suspected to contain resistant weeds.
- Avoid using more than two in-crop applications of Enlist Duo and any other Group 4 or Group 9 herbicide within a single growing season unless in conjunction with another mode of action herbicide with overlapping spectrum.
- Manage weeds in and around fields, during and after harvest to reduce weed seed production.

Contact the local agricultural extension service, Corteva representative, ag retailer or crop consultant for further guidance on weed control practices as needed.

## Susceptible Plants

Do not apply under circumstances where spray drift may occur to food, forage, or other plantings that might be damaged or crops thereof rendered unfit for sale, use or consumption. Do not allow contact of herbicide with foliage, green stems, exposed non-woody roots of crops, desirable plants; including trees and cotton without the Enlist trait, because severe injury or destruction may result. Small amounts of spray drift that may not be visible may injure susceptible broadleaf plants. **Before making an application, please refer to your state's sensitive crop registry (if available) to identify any commercial specialty or certified organic crops that may be located nearby.**

**At the time of application, the wind cannot be blowing toward adjacent commercially grown tomatoes and other fruiting vegetables (EPA crop group 8), cucurbits (EPA crop group 9 including pumpkins, melons and cucumbers), grapes, tobacco, and cotton.**

## Spray Drift Management

A variety of factors including weather conditions (e.g., wind direction, wind speed, temperature, relative humidity) and method of application can influence pesticide drift. The applicator must evaluate all factors and make appropriate adjustments when applying this product. The applicator is responsible for avoiding off-site drift. Be aware of nearby non-target sites and environmental conditions.

**Do not aerially apply this product.**

## Nozzle Selection

The listing of nozzles and pressures on [Enlist.com/nozzles](http://Enlist.com/nozzles) specifies which nozzles are allowable for use when applying Enlist Duo herbicide. Do not use any nozzle and pressure combination not specifically allowed by the listing on [Enlist.com/nozzles](http://Enlist.com/nozzles).



### The Importance of Droplet Size

An effective way to reduce spray drift is to apply large droplets. Use the largest droplets that provide target pest control. While applying larger droplets will reduce spray drift, the potential for drift will be greater if applications are made improperly or under unfavorable environmental conditions.

### Groundboom Application

Use the minimum boom height based upon the nozzle manufacturer's directions. Do not exceed 24 inches in height above the canopy. Spray drift potential increases as boom height increases. Spray drift can be minimized if nozzle height is not greater than the maximum height specified by the nozzle manufacturer for the nozzle selected.

### Wind Speed

Do not apply at wind speeds greater than 15 mph. Wind speeds can vary during application. For best results apply when wind speeds are between 3 and 10 mph.

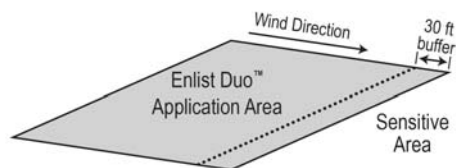
### Temperature and Humidity

When making applications in low relative humidity, set up equipment to produce larger droplets to compensate for evaporation. Droplet evaporation is most severe when conditions are both hot and dry.

### Temperature Inversions

Applications must not occur during temperature inversion because drift potential is high. Temperature inversions restrict vertical air mixing, which causes small, suspended droplets to remain in a concentrated cloud. This cloud can move in unpredictable directions due to the light variable winds common during inversions. Temperature inversions are characterized by increasing temperatures with altitude and are common on nights with limited cloud cover and light to no wind. They begin to form as the sun sets and often continue into the morning. Their presence can be indicated by ground fog; however, if fog is not present, inversions can also be identified by the movement of the smoke from a ground source generator. Smoke that layers and moves laterally in a concentrated cloud (under low wind conditions) indicates an inversion, while smoke that moves upward and rapidly dissipates indicates good vertical air mixing.

### Protection of Sensitive Areas



Applicator must maintain a 30 foot downwind in field buffer (in the direction in which the wind is blowing) from any area except:

1. Roads, paved or gravel surfaces.
2. Planted agricultural fields. (Except those crops listed in the "Susceptible Plants" section).
3. Agricultural fields that that have been prepared for planting.
4. Areas covered by the footprint of a building, shade house, silo, feed crib, or other man-made structure with walls and/or a roof.

To maintain the required downwind buffer zone:

- Measure wind direction prior to the start of any swath that is within 30 feet of a sensitive area.
- No application swath can be initiated in, or into an area that is within 30 feet of a sensitive area if the wind direction is towards the sensitive area.

## State and Local Requirements

Applicators must follow all state and local pesticide drift requirements regarding application of 2,4-D herbicides. Where states have more stringent regulations, they must be observed.

## Management of Runoff

A variety of factors including soil type, slope, and weather conditions (e.g., rainfall) can influence volume and intensity of water running off the treated field. The applicator must evaluate all factors and make appropriate adjustments when applying this product. Land management, field condition and application practices that reduce, to the maximum extent practicable, runoff from treated fields, must be implemented by land managers/users of this product.

To reduce the potential for runoff and avoid off field impact from treated fields to maximum extent practicable, applicator must plan/schedule applications to maximize time between an application of this product and anticipated rainfall (or planned irrigation). Application must take place no less than 48 hours prior to irrigation or predicted rainfall (by NOAA/National Weather Service, or other similar forecasting service).

For land with **Hydrologic Soil Groups\* A & B**: The land manager/applicator must effectively implement measures in the following tables to equal a **minimum of 4 credits**.

For land with **Hydrologic Soil Groups\* C & D**: The land manager/applicator must effectively implement the measures in the following tables to equal a **minimum of 6 credits**.

Mitigation Measures		Credits	
<b>Reduce number of applications</b> - Reduced number of applications of Enlist products per year. Applications may be made at any time during crop development but must maintain a minimum 12-day retreatment interval.	3 applications		0
	2 applications		2
	1 application		4
<b>Residue Tillage Management:</b> no till, strip-till, ridge-till and mulch-till			4
<b>Vegetative Filter Strips</b>	30 ft off-field vegetative buffer on down slope	HSG A or B	2
		HSG C or D	0
	100 ft off-field vegetative buffer on down slope	HSG A or B	4
		HSG C or D	1
<b>Field border:</b> border with dense vegetative stands with a minimum width of 30 ft.			2
<b>Cover Crop</b>			2
<b>Vegetative Barrier:</b> Permanent strips of dense vegetation along the contours of the field with a minimum width of 3 ft.			2
<b>Contour Buffer Strips or Terrace</b>			2
<b>Grassed Waterway</b>			2
<b>Water and Sediment Basin</b>			1
<b>Contour Farming or Contour Strip Cropping</b>			1

\*Hydrologic Soil Group (HSG) definitions: A = Sand, loamy sand, or sandy loam; B = Sandy clay loam; C = Silt loam or loam; D = Clay loam, silty clay loam, sandy clay, silty clay or clay.

Applicators/Land Managers must meet minimum criteria described for each mitigation measure as outlined on [Enlist.com/mitigationmeasures](http://Enlist.com/mitigationmeasures) to receive credits.

## Sprayer Clean-Out

To avoid injury to desirable plants, thoroughly clean equipment used to apply this product before using it to apply other chemicals.

**For glyphosate-tolerant corn:**

If the crop following the application of Enlist Duo is an application to glyphosate-tolerant corn, rinse the spray equipment with clean water at least 10% of the total tank volume.

**For all other crops:**

1. Completely drain the spray system, including pump, lines and spray boom, for at least 5 minutes.
2. Fill the spray tank with clean water to at least 10% of the total tank volume and circulate the solution through the entire system so that all internal surfaces are contacted for at least 15 minutes to complete the first rinse of the application equipment. Spray the solution out of the spray tank through the boom.
3. Completely drain the spray system, including lines and spray boom, for at least 5 minutes; remove and clean filters and strainers.
4. During the second rinse, fill the container to at least 10% of the total tank volume with clean water. The addition of tank cleaning agents may be used at the manufacturer's recommended rates. Circulate the solution through the entire system for at least 15 to 20 minutes. Let the solution stand for several hours, preferably overnight. Spray the solution out of the spray tank through the boom.
5. Completely drain the spray system, including lines and spray boom, for at least 5 minutes.
6. Fill the container with clean water to at least 10% of the total tank volume and circulate the solution through the entire system so that all internal surfaces are contacted for at least 15 minutes to complete the third rinse of the application equipment. Spray the solution out of the spray tank through the boom.
7. Completely drain the spray system, remove nozzle tips and strainers and clean them separately.

**Enlist Duo – Alone**

This product mixes readily with water. Mix spray solutions of this product as follows:

1. Fill the mixing or spray tank with the required amount of clean water.
2. Add the specified amount of this product near the end of the filling process and mix well. During mixing and application, foaming of the spray solution may occur. To prevent or minimize foaming, avoid the use of mechanical agitators, and terminate by-pass and return lines at the bottom of the tank.

**Note:**

- Use approved anti-back siphoning devices where required by state or local regulations to avoid siphoning back into the carrier source.
- Reduced results may occur if water containing soil is used, such as visibly muddy water or water from ponds and ditches that is not clear.

**Tank-Mix Sequence Procedures**

Find the list of qualified tank mix partners at [Enlist.com/TankMix](http://Enlist.com/TankMix).

- Start with a clean sprayer before mixing a load with Enlist Duo herbicide.
- Recommended water carrier volume with Enlist herbicides is 10-15 gallons per acre.
- Do not use less than 10 gallons of water.
- Consult [Enlist.com/TankMix](http://Enlist.com/TankMix) or Enlist Product Use Guide for qualified nozzles and corresponding pressure ranges.
- For more tips on sprayer set up, visit [Enlist.com](http://Enlist.com).

**Mixing Steps**

Begin with half-tank full of water carrier. Begin agitation and continue throughout mixing process. Add products in order, one at a time, allowing time for thorough mixing before adding the next product:

1. AMS / water conditioning agents
2. Pre-slurry water-soluble packets.

3. Wettable powders/dry flowables.
4. Compatibility agents
5. Liquid flowables.
6. Capsule suspension (CS) or suspension emulsion (SE).
7. Emulsifiable concentrate (EC).
8. Soluble liquids (SL)
9. Crop Oil Concentrate (COC), NIS, or other adjuvants
10. Top off with water carrier.

## Application Equipment and Application Methods

**Chemigation:** Do not apply this product through any type of irrigation system.

**Aerial Application:** Do not aerially apply this product.

Apply Enlist Duo with the following application equipment: Apply spray solutions in properly maintained and calibrated equipment capable of delivering desired volumes.

### Ground Broadcast Spray

Boom, pull-type sprayer, floaters, pick-up sprayers, spray coupes and other ground broadcast equipment. Use the minimum boom height based upon the nozzle manufacturer's specifications. Spray drift potential is increased as boom height increases. Spray drift can be minimized if nozzle height is not greater than maximum height recommended by nozzle manufacturer for the nozzle selected. Do not apply greater than 24" above the crop canopy. Find the listing of nozzles and pressures on [Enlist.com/TankMix](http://Enlist.com/TankMix). This website specifies which nozzles are allowed for use when applying Enlist herbicides.

Use the specified rates of this product as a broadcast spray. As the density of weeds increases, increase spray volume within the specified range to ensure complete coverage. Check for even distribution of spray droplets.

## Uses

Applications may be made to control any weeds listed in the annual and perennial tables.

This product may be applied during fallow intervals preceding planting, prior to planting or transplanting, at-planting, or preemergence to annual and perennial crops listed on this label, except where specifically limited. For any crop **not** listed on this label, applications must be made a minimum of 30 days prior to planting.

### Precautions:

- The use directions are based upon a clean start at planting by using a burndown application or tillage to control existing weeds before crop emergence.
- In no-till and stale seedbed systems, a preplant burndown application is required to control existing weeds prior to crop emergence. No till will result in credits to satisfy mitigation requirements (See Management of Runoff section).
- Prior to application, follow all directions in Spray Drift Management and Management of Runoff sections for all applications.

### Restrictions:

- Do not harvest or feed treated vegetation for 8 weeks following application unless otherwise specified.
- **Crop Rotation/Plant-back Interval:** For any crop not listed in this section, do not apply less than 30 days prior to planting.
- Do not apply this product when soil is saturated or at field capacity, or when a storm event likely to produce runoff from the treated area is forecasted (by NOAA/National Weather Service, or other similar forecasting service) to occur within 48 hours following application.
- Do not irrigate treated fields within 48 hours of application.

- Do not apply less than 12 days between applications.
- Do not aerially apply this product.
- Enlist Duo is approved for use in the following states: Alabama, Arizona, Arkansas, Colorado, Delaware, Florida, Georgia, Illinois, Indiana, Iowa, Kansas, Kentucky, Louisiana, Maryland, Michigan, Minnesota, Mississippi, Missouri, Nebraska, New Jersey, New Mexico, New York, North Carolina, North Dakota, Ohio, Oklahoma, Pennsylvania, South Carolina, South Dakota, Tennessee, Texas, Virginia, , West Virginia, and Wisconsin. Do not use in any other state.
- **Endangered Species Advisory/Protection Requirements:** This product may have effects on federally listed threatened or endangered species or their critical habitat in some locations. When using this product, you must follow the measures controlling the product use relevant to your location for the protection of Endangered Species. You must obtain a Bulletin no earlier than six months before using this product. To obtain Bulletins, consult <http://www.epa.gov/espp/>, call 1-844-447-3813, or email [ESPP@epa.gov](mailto:ESPP@epa.gov). You must use the Bulletin valid for the month in which you will apply the product.
- **Do not use** Enlist Duo in the following counties:

State	County
Alabama	Covington
Arizona	Yuma, Pinal or Pima counties in areas south of Interstate Highway 8 and west of US Highway 85. In Yuma, Pinal, Maricopa, Pima, La Paz, and Santa Cruz counties, do not use Enlist Duo on land administered by the US Fish and Wildlife Service or National Park Service
Colorado	Weld
Florida	Brevard, Broward, Charlotte, Collier, DeSoto, Glades, Hardee, Hendry, Highlands, Hillsborough, Indian River, Jackson, Lee, Manatee, Martin, Miami-Dade, Okeechobee, Orange, Osceola, Palm Beach, Polk, Santa Rosa, Sarasota, and St. Lucie
Georgia	Baker, Berrien, Brooks, Burke, Calhoun, Early, Irwin, Lee, Miller, Screven, Worth
Louisiana	Natchitoches
New York	Genesee, Seneca, Wayne
Pennsylvania	Adams, Berks, Chester, Cumberland, Lancaster, Lebanon, and York
South Carolina	Orangeburg
Tennessee	Wilson
Texas	Bastrop, Bell, Bureson, Cameron, Colorado, Hidalgo, Hill, McLennan, Milam, Nueces, Refugio, Robertson, San Patricio, Victoria, Willacy, and Williamson

## Enlist Corn

These directions are for use on ENLIST Corn. Information on crop varieties containing these traits may be obtained from your seed supplier.

### Carriers and Spray Volumes

Apply in a broadcast spray volume of water ranging from 10 to 15 gallons per acre for best results. Do not apply less than 10 gallons total spray volume per acre. Do not substitute water with nitrogen solutions or other fertilizer as carrier.

### Preplant (Burndown) Through Preemergence

Make a single application of 3.5 to 4.75 pints of Enlist Duo per acre. Use the upper end of the rate range for less susceptible weeds, more mature weeds, or weeds under stress. Refer to Weed Control section for specific weed height and use rate information. Apply any time before or after planting, to control weed seedlings or existing cover crops.

### Postemergence

Apply 4.75 pints of Enlist Duo per acre. Apply when weeds are small and corn is no larger than V8 growth stage or 30 inches (free standing) tall, whichever occurs first. For corn heights 30 to 48 inches (free standing), apply only using ground application equipment using drop nozzles aligned to avoid spraying into the whorl of corn plants. Make one to two applications with a minimum of 12 days between applications.

**Precautions:**

- Application may result in temporary, cosmetic injury in the form of spotting or temporary plant leaning. This crop response will not affect long-term crop development or yield.
- Prior to application, follow all directions in Spray Drift Management and Management of Runoff sections for all applications.

**Restrictions:**

- These use directions are only for field corn identified as containing the Enlist trait.
- **Preharvest Interval:** Do not apply within 50 days of forage harvest.
- Do not apply more than one preemergence application and no more than two postemergence applications per year. Using fewer applications will result in credits to satisfy the mitigation requirements (see Management of Runoff section).
- Do not apply more than 4.75 pints (1.0 lb 2,4-D a.e. and 1.0 lb glyphosate a.e.) of Enlist Duo per acre per application.
- Do not apply more than 14.25 pints (3.0 lbs 2,4-D a.e. and 3.0 lbs glyphosate a.e.) of Enlist Duo per acre per year.
- Do not apply more than 3.0 lbs 2,4-D a.e. per acre per year.
- Do not apply Enlist Duo as a preharvest application or as an application to corn later than the V8 stage of corn that is more than 48 inches (free standing).
- Do not aerially apply this product.

## **Corn – Not Containing the Enlist Trait**

**Labeled Crops:** Field corn, seed corn, sweet corn, popcorn

**Carriers and Spray Volumes**

Apply in a broadcast spray volume of water ranging from 10 to 15 gallons per acre for best results. Do not apply less than 10 gallons total spray volume per acre. Do not substitute water with nitrogen or other fertilizer solutions as carrier.

**Preplant (Burndown)**

Apply 3.5 to 4.75 pints of Enlist Duo per acre 7 to 14 days before planting corn to control emerged grass and broadleaf weeds. Use the upper end of the rate range for less susceptible weeds, more mature weeds, or weeds under stress. Refer to Weed Control section for specific weed height and use rate information.

**Preemergence**

Apply 3.5 to 4.75 pints of Enlist Duo per acre 3 to 5 days after planting, but before corn emerges, to control grass and broadleaf weed seedlings or existing cover crops. Use the upper end of the rate range for less susceptible weeds, more mature weeds, or weeds under stress. Refer to Weed Control section for specific weed height and use rate information.

**Postharvest**

Allow weeds to regrow after any damage incurred during harvest and recover from environmental stress before applying this product. Apply 4.75 pints of Enlist Duo per acre. Apply prior to heading of grass weeds and, if possible, before broadleaf weeds are more than 24 inches tall.

**Precautions:**

- For best results, do not apply to light sandy soils as a preplant or preemergence application.

- Using fewer applications will result in credits to satisfy the mitigation requirements (see Management of Runoff section).
- Prior to application, follow all directions in Spray Drift Management and Management of Runoff sections for all applications.

**Restrictions:**

- Do not aerially apply this product.
- Do not apply more than 9.50 pints (2.0 lbs 2,4-D a.e. and 2.0 lbs glyphosate a.e.) of Enlist Duo per acre per year.
- Do not apply more than 4.75 pints (1.0 lb 2,4-D a.e. and 1.0 lb glyphosate a.e.) of Enlist Duo per acre per application.

## **ENLIST Soybeans**

These directions are for use with soybeans containing the Enlist trait. Information on crop varieties containing these traits may be obtained from your seed supplier.

### **Carriers and Spray Volumes**

Apply in a broadcast spray volume of water ranging from 10 to 15 gallons per acre for best results. Do not apply less than 10 gallons total spray volume per acre. Do not substitute water with nitrogen or other fertilizer solutions as carrier.

### **Preplant (Burndown) Through Preemergence**

Make a single application of 3.5 to 4.75 pints of Enlist Duo per acre. Use the upper end of the rate range for less susceptible weeds, more mature weeds, or weeds under stress. Refer to Weed Control section for specific weed height and use rate information. Apply any time before or after planting, but before soybean emerges, to control weed seedlings or existing cover crops.

### **Postemergence**

Apply 4.75 pints of Enlist Duo per acre. Apply when weeds are no larger than 6 inches and any time after soybean emergence through the R1 growth stage. Refer to Weed Control section for specific weed height and use rate information. Make one to two applications with a minimum of 12 days between applications.

**Precaution:**

- Prior to application, follow all directions in Spray Drift Management and Management of Runoff sections for all applications.

**Restrictions:**

- **Preharvest Interval:** Do not apply within 50 days of harvest.
- Do not graze treated soybean.
- Do not harvest for forage or hay.
- Do not apply more than one preemergence application and no more than two postemergence applications per year. Using fewer applications will result in credits to satisfy the mitigation requirements (see Management of Runoff section).
- Do not apply after R1 growth stage.
- Do not apply more than 4.75 pints (1.0 lb 2,4-D a.e. and 1.0 lb glyphosate a.e.) of Enlist Duo per acre per application.
- Do not apply more than 14.25 pints (3.0 lbs 2,4-D a.e. and 3.0 lbs glyphosate a.e.) of Enlist Duo per acre per year.
- Do not apply more than 3.0 lbs 2,4-D a.e. per acre per year.
- Do not aerially apply this product.

## **Soybean – Not Containing the Enlist Trait**

### **Carriers and Spray Volumes**

Apply in a broadcast spray volume of water ranging from 10 to 15 gallons per acre for best results. Do not apply less than 10 gallons total spray volume per acre. Do not substitute water with nitrogen or other fertilizer solutions as carrier.

### **Preplant (Burndown)**

Apply up to 4.75 pints per acre not less than 14 days prior to planting soybeans. Refer to Weed Control section for specific weed height and use rate information. See Precautions and Restrictions in this section.

#### **Precautions:**

- **Note:** Unacceptable injury to soybeans planted in treated fields may occur. Whether soybean injury occurs and the extent of such injury depends upon weather (temperature and rainfall) from herbicide application until soybean emergence, and agronomic factors, such as the amount of weed vegetation and previous crop residue present at the time of application. Injury is more likely under cool rainy conditions and where there is less weed vegetation and crop residue present.
- In treated fields, plant soybean seed as deep as practical, but not less than 1 inch deep. Adjust the planter, if necessary, to ensure that planted seed is adequately covered.
- Do not apply Enlist Duo as a preplant application in soybeans unless soybean injury is acceptable, including possible stand loss and/or yield reductions.
- Prior to application, follow all directions in Spray Drift Management and Management of Runoff sections for all applications.

#### **Restrictions:**

- Do not disturb treated soil through tillage between application and planting of soybeans.
- Do not use on sandy soils with less than 1% organic matter.
- Do not make more than one application per season regardless of the amount of product applied.
- During the growing season following application, do not replant treated fields with crops other than those labeled for use with 2,4-D and glyphosate.
- Do not apply more than 4.75 pints (1.0 lb 2,4-D and 1.0 lb glyphosate a.e.) of Enlist Duo per acre per year.
- Do not aerially apply this product.

## **Enlist Cotton**

These directions are for use on Enlist Cotton. Information on crop varieties containing these traits may be obtained from your seed supplier.

### **Carriers and Spray Volumes**

Apply in a broadcast spray volume of water ranging from 10 to 15 gallons per acre for best results. Do not apply less than 10 gallons total spray volume per acre. Do not substitute water with nitrogen or other fertilizer solutions as carrier.

### **Preplant (Burndown) Through Preemergence**

Make a single application of 3.5 to 4.75 pints of Enlist Duo per acre. Use the upper end of the rate range for less susceptible weeds, more mature weeds, or weeds under stress. Refer to Weed Control section for specific weed height and use rate information. Apply any time after planting, to control weed seedlings or existing cover crops.

### **Postemergence**

Apply 4.75 pints of Enlist Duo per acre. Apply when weeds are no larger than 6 inches and any time after cotton emergence up to first white bloom. Refer to Weed Control section for specific weed height and use rate information. Make one to two postemergence applications with a minimum of 12 days between applications.

#### **Precaution:**



- Prior to application, follow all directions in Spray Drift Management and Management of Runoff sections for all applications.

**Restrictions:**

- These use directions are only for cotton identified as containing the Enlist trait.
- There are no feeding or grazing restrictions when applying Enlist Duo to cotton.
- Do not apply more than one preemergence application and no more than two postemergence applications per year. Using fewer applications will result in credits to satisfy the mitigation requirements (see Management of Runoff section).
- Do not apply after first white bloom.
- Do not apply more than 4.75 pints (1.0 lb 2,4-D a.e. and 1.0 lb glyphosate a.e.) of Enlist Duo per acre per application
- Do not apply more than 14.25 pints (3.0 lbs 2,4-D a.e. and 3.0 lbs glyphosate a.e.) of Enlist Duo per acre per year.
- Do not apply more than 3.0 lbs 2,4-D a.e. per acre per year.
- Do not aerially apply this product.

**Fallow Systems to be Planted to Corn, Soybeans or Cotton**

**Fallow**

This product may be applied during the fallow period prior to planting or emergence of any crop listed on this label. This product may be used as a substitute for tillage to control annual weeds in fallow fields. Broadcast treatments will control or suppress many perennial weeds in fallow fields. Apply 4.75 pints of Enlist Duo per acre. Do not apply more than 14.25 pints of Enlist Duo per acre within the calendar year. Refer to Weed Control section for weeds controlled and use rate information. Plant only labeled crops within 30 days following application.

**Carriers and Spray Volumes**

Apply in a broadcast spray volume of water ranging from 10 to 15 gallons per acre for best results. Do not apply less than 10 gallons total spray volume per acre. Do not substitute water with nitrogen or other fertilizer solutions as carrier.

**Precaution:**

- Prior to application, follow all directions in Spray Drift Management and Management of Runoff sections for all applications.

**Restrictions**

- Do not aerially apply this product.
- Do not apply more than 4.75 pints (1.0 lb 2,4-D a.e. and 1.0 lb glyphosate a.e.) of Enlist Duo per acre per application
- Do not apply more than 14.25 pints (3.0 lbs 2,4-D a.e. and 3.0 lbs glyphosate a.e.) of Enlist Duo per acre per year.
- Do not apply more than 3.0 lbs 2,4-D a.e. per acre per year.

**Weed Control**

Apply this product to actively growing weeds. Apply 4.75 pints of this product per acre for all postemergence uses with Enlist crops. Apply when weeds are 6 inches tall or less. Water carrier volumes of 10 to 15 gallons per acre are required for best results. Do not apply less than 10 gallons total spray volume per acre.

This product will not control grass weed biotypes that are glyphosate resistant. Always apply 3.5 to 4.75 pints per acre.

Hard to control weeds, such as Palmer amaranth, may require a total program approach including soil applied residual herbicide(s) followed by a single or sequential post herbicide application. Glyphosate

resistant Palmer amaranth may require application at smaller growth stages and may require additional herbicide application(s) with alternative modes of action.

Below-ground portions of perennial weeds may not be completely controlled with single applications and follow-up applications may be required if regrowth occurs.

### Controlled Weeds Table:

#### Annual Weeds:

<p> ammannia, purple<sup>4</sup>  annoda, spurred<sup>4</sup>  barley<sup>4</sup>  barnyardgrass<sup>4</sup>  bassia, fivehook<sup>4</sup>  beggarweed, Florida<sup>4</sup>  bittercress, bitterweed  bluegrass, annual<sup>4</sup>  bluegrass, bulbous<sup>4</sup>  brome, downy<sup>1, 4</sup>  brome, Japanese<sup>4</sup>  broomweed, common  browntop panicum<sup>4</sup>  buckwheat, wild<sup>4</sup>  burcucumber<sup>4</sup>  burdock  buttercup  Carolina foxtail<sup>4</sup>  Carolina geranium  carpetweed  cheat<sup>1, 4</sup>  chervil<sup>4</sup>  chickweed<sup>4</sup>  cinquefoil, common  cinquefoil, rough  cocklebur  copperleaf, hophornbeam  copperleaf, Virginia  corn, volunteer (glyphosate susceptible)  corn speedwell<sup>4</sup>  crabgrass<sup>4</sup>  croton, Texas  croton, woolly  crowfootgrass<sup>4</sup>  cutleaf evening primrose  dayflower, benghal  devilsclaw (unicorn plant)<sup>4</sup>  dwarfdandelion  eastern mannagrass<sup>4</sup>  eclipta  Eveningprimrose, common  fall panicum<sup>4</sup>  falsedandelion </p>	<p> falseflax, smallseed  fiddleneck<sup>4</sup>  fiddleneckfield, pennycress  field pennycress  filaree<sup>4</sup>  fleabane, annual  fleabane, hairy (<i>Conyza bonariensis</i>)  fleabane, rough  Florida pusley  foxtail (giant, bristly, yellow)<sup>4</sup>  foxtail, green<sup>4</sup>  geranium, Carolina  goatgrass, jointed<sup>4</sup>  goosegrass<sup>4</sup>  grain sorghum (milo)<sup>4</sup>  groundsel, common<sup>4</sup>  groundcherry<sup>4</sup>  hemp sesbania  henbit<sup>4</sup>  horseweed/marestail (<i>Conyza canadensis</i>)  itchgrass<sup>4</sup>  jewelweed  jimsonweed  johnsongrass, seedling<sup>4</sup>  junglerice<sup>4</sup>  knotweed  kochia<sup>2, 4</sup>  lambquarters  little barley<sup>4</sup>  London rocket<sup>4</sup>  Mallow, Venice  mayweed  morningglory (<i>Ipomoea</i> spp.)  mustard, blue<sup>4</sup>  mustard, tansy  mustard, tumble  mustard, wild  nightshade, black  nightshade, hairy  oats  Palmer amaranth<sup>3</sup>  pepperweed  pigweed, redroot </p>	<p> pigweed, smooth  prickly lettuce  puncturevine  purslane  radish, wild  ragweed, common  ragweed, giant  red rice<sup>4</sup>  Russian thistle  rye, volunteer/cereal<sup>1, 4</sup>  ryegrass<sup>4</sup>  salsify, western  sandbur, field<sup>4</sup>  sandbur, longspine<sup>4</sup>  shattercane<sup>4</sup>  shepherd's-purse  sicklepod  signalgrass, broadleaf  smartweed, ladysthumb  smartweed, Pennsylvania  sowthistle, annual  Spanishneedles  speedwell, purslane<sup>4</sup>  sprangletop<sup>4</sup>  spurge, prostrate<sup>4</sup>  spurge, spotted<sup>4</sup>  spurry, umbrella<sup>4</sup>  stinkgrass<sup>4</sup>  sunflower  sweetclover  teaweed/prickly sida<sup>4</sup>  Texas panicum<sup>4</sup>  Thistle, musk  velvetleaf  vervain  vetch  Virginia pepperweed  waterhemp<sup>3</sup>  wheat<sup>1, 4</sup>  wheat (over-wintered)<sup>4</sup>  wild oats<sup>4</sup>  wild proso millet<sup>4</sup>  witchgrass<sup>4</sup>  woolly cupgrass<sup>4</sup>  yellow rocket </p>
--	---	--

<sup>1</sup>Performance is better if application is made before this weed reaches the boot stage of growth.

<sup>2</sup>Do not treat kochia in the button stage.

<sup>3</sup>Hard to control weeds, such as Palmer amaranth or waterhemp, may require a total program approach including soil-applied residual herbicide(s) followed by a single or sequential post herbicide application. Glyphosate-resistant Palmer amaranth may require application at smaller growth stage.

<sup>4</sup>Glyphosate-resistant biotypes of weeds with low sensitivity to 2,4-D will not be controlled.

#### **Perennial Weeds:**

- Alfalfa: Make applications after the last hay cutting in the fall. Allow alfalfa to regrow to a height of 6 to 8 inches or more prior to treatment. Follow applications with deep tillage at least 7 days after treatment, but before soil freeze-up.
- Bindweed, field: Do not treat when weeds are under drought stress as good soil moisture is necessary for active growth. For suppression on irrigated agricultural land, apply 4.75 pints of this product in 10 to 15 gallons of water per acre for ground applications only. Apply when the bindweed is actively growing and the majority of runners are 12 inches or more in length. The use of at least one irrigation will promote active bindweed growth.
- Dandelion: Best results achieved when most plants have reached the early bud stage of growth.
- Dock, curly: Apply when most plants have reached the early bud stage of growth.
- Dogbane, hemp: For suppression, delay applications until maximum emergence of dogbane has occurred. Best results are achieved when most plants have reached the late bud to flower stage of growth, but application must be made before corn is 48 inches tall.
- Jerusalem artichoke: For suppression, apply when most plants are in the early bud stage.
- Milkweed, common: For suppression, apply when most plants have reached the late bud to flower stage of growth.
- Pokeweed, common: Apply to actively growing plants up to 24 inches tall.
- Smartweed, swamp: For suppression, apply when most plants have reached the early bud stage of growth.
- Sowthistle, perennial: For suppression, apply when most plants are at or beyond the bud stage of growth.
- Thistle, Canada: Apply when most plants are at or beyond the bud stage of growth. Allow rosette regrowth to a minimum of 6 inches in diameter before treating. Make applications as long as leaves are still green and plants are actively growing at the time of application.

---

#### **Terms and Conditions of Use**

---

If terms of the following Warranty Disclaimer, Inherent Risks of Use and Limitation of Remedies are not acceptable, return unopened package at once to the seller for a full refund of purchase price paid. To the extent permitted by law, use by the buyer or any other user constitutes acceptance of the terms under Warranty Disclaimer, Inherent Risks of Use and Limitation of Remedies..

---

#### **Warranty Disclaimer**

---

Corteva Agriscience warrants that this product conforms to the chemical description on the label and is reasonably fit for the purposes stated on the label when used in strict accordance with the directions, subject to the inherent risks set forth below. To the extent permitted by law, Corteva Agriscience MAKES NO OTHER EXPRESS OR IMPLIED WARRANTY OF MERCHANTABILITY OR FITNESS FOR A PARTICULAR PURPOSE OR ANY OTHER EXPRESS OR IMPLIED WARRANTY.

---

#### **Inherent Risks of Use**

---

It is impossible to eliminate all risks associated with use of this product. Crop injury, lack of performance, or other unintended consequences may result because of such factors as use of the product contrary to label instructions (including conditions noted on the label, such as unfavorable temperatures, soil conditions, etc.), abnormal conditions (such as excessive rainfall, drought, tornadoes, hurricanes), presence of other materials, the manner of application, or other factors, all of which are beyond the control of Corteva Agriscience or the seller. Corteva Agriscience will not be responsible for losses or damages resulting from the use of this product in any manner not specifically directed by Corteva Agriscience. To the extent permitted by law, all such risks associated with non-directed use shall be assumed by buyer and/or user.

---

## **Limitation of Remedies**

---

To the extent permitted by law, the exclusive remedy for losses or damages resulting from this product (including claims based on contract, negligence, tort, strict liability, or other legal theories), shall be limited to, at Corteva Agriscience's election, one of the following:

1. Refund of purchase price paid by buyer or user for product bought, or
2. Replacement of amount of product used.

To the extent permitted by law, Corteva Agriscience shall not be liable for losses or damages resulting from handling or use of this product unless Corteva Agriscience is promptly notified of such loss or damage in writing. To the extent permitted by law, in no case shall Corteva Agriscience be liable for consequential, incidental or special damages or losses.

The terms of the Warranty Disclaimer, Inherent Risks of Use and this Limitation of Remedies cannot be varied by any written or verbal statements or agreements. No employee or sales agent of Corteva Agriscience or the seller is authorized to vary or exceed the terms of the Warranty Disclaimer or this Limitation of Remedies in any manner.

™®Trademarks of Corteva Agriscience and its affiliated companies

R407-022

Accepted: \_\_/\_\_/\_\_

Replaces R402-021